



**FALLBROOK PUBLIC UTILITY DISTRICT  
BOARD OF DIRECTORS  
REGULAR BOARD MEETING**

**AGENDA**

**MONDAY, JANUARY 27, 2025  
4:00 P.M.**

**FALLBROOK PUBLIC UTILITY DISTRICT  
990 E. MISSION RD., FALLBROOK, CA 92028  
PHONE: (760) 728-1125**

**THIS MEETING WILL BE HELD AT THE ABOVE DATE, TIME, AND LOCATION AND MEMBERS OF THE PUBLIC MAY ATTEND IN PERSON AT THE DISTRICT OFFICE LOCATED AT 990 E. MISSION RD., FALLBROOK, CA 92028. FOR THE CONVENIENCE OF MEMBERS OF THE PUBLIC WHO DO NOT WISH TO ATTEND IN PERSON, FALLBROOK PUBLIC UTILITY DISTRICT PROVIDES A MEANS TO OBSERVE AND PROVIDE PUBLIC COMMENTS AT THE MEETING VIA WEB CONFERENCE USING THE BELOW CALL-IN AND WEBLINK INFORMATION. PLEASE NOTE THAT IN THE EVENT OF TECHNICAL ISSUES THAT DISRUPT THE ABILITY OF MEMBERS OF THE PUBLIC TO VIEW THE MEETING OR PROVIDE PUBLIC COMMENTS THROUGH THE WEB CONFERENCE OPTION, THE MEETING WILL CONTINUE.**

**Join Zoom Meeting**

<https://us06web.zoom.us/j/82003172211?pwd=UU10YWltMkVwWGVaUFNkQnA2bHA4Zz09>

**MEETING ID: 820 0317 2211**

**AUDIO PASSCODE: 363170**

**Dial by your location**

+1 346 248 7799 US (Houston); +1 720 707 2699 US (Denver); +1 253 215 8782 US (Tacoma);

**Find your local number: <https://us06web.zoom.us/j/82003172211>**

**PUBLIC COMMENTS:** Members of the public may submit public comments and comments on agenda items in one of the following ways:

**SUBMIT COMMENTS BEFORE THE MEETING:**

- By emailing to our Board Secretary at [leckert@fpud.com](mailto:leckert@fpud.com)
- By mailing to the District Offices at 990 E. Mission Rd., Fallbrook, CA 92028
- By depositing them in the District's Payment Drop Box located at 990 E. Mission Rd., Fallbrook, CA 92028

All comments submitted before the meeting by whatever means must be received at least 1 hour in advance of the meeting. All comments will be read to the Board during the appropriate portion of the meeting. Please keep any written comments to 3 minutes.

**REMOTELY MAKE COMMENTS DURING THE MEETING:** The Board President will inquire prior to Board discussion if there are any comments from the public on each item.

- Via Zoom Webinar go to the "Participants List," hover over your name and click on "raise hand." This will notify the moderator that you wish to speak during oral communication or during a specific item on the agenda.
- Via phone, you can raise your hand by pressing \*9 to notify the moderator that you wish to speak during the current item.

**MAKE IN-PERSON COMMENTS DURING THE MEETING:** The Board President will inquire prior to Board discussion if there are any comments from the public on each item, at which time members of the public attending in person may make comments.

**THESE PUBLIC COMMENT PROCEDURES SUPERSEDE THE DISTRICT'S STANDARD PUBLIC COMMENT POLICIES AND PROCEDURES TO THE CONTRARY.**

*If you have a disability and need an accommodation to participate in the meeting, please call the Secretary at (760) 999-2704 for assistance so the necessary arrangements can be made.*

**I. PRELIMINARY FUNCTIONS**

CALL TO ORDER / ROLL CALL / ESTABLISH A QUORUM

PLEDGE OF ALLEGIANCE

ADDITIONS TO AGENDA PER GC § 54954.2(b)

APPROVAL OF AGENDA

PUBLIC COMMENT

*Members of the public are invited to address the Board of Directors on any item that is within the subject matter jurisdiction of the legislative body. The Board President may limit comments to three (3) minutes.*

A. ELECTION OF OFFICERS TO THE BOARD OF DIRECTORS

1. President
2. Vice-President

B. APPOINTMENTS TO BOARD STANDING COMMITTEES

1. Fiscal Policy & Insurance
2. Personnel
3. Engineering & Operations

C. 2024 EMPLOYEE OF THE YEAR; RESOLUTION NO 5086

1. Annalece Bokma

D. YEARS OF SERVICE

1. Antonio Campos – 15 years

E. NEW EMPLOYEE ANNOUNCEMENT

1. Ian Smith, Accounting Technician I
2. Brock Bergholz, Utility Worker I

F. NEW CERTIFICATIONS

1. Joe Di Carlo, Electrical & Instrumentation Technologist II

**II. CONSENT CALENDAR-----**(ITEMS G–J)****

*All items appearing on the Consent Calendar may be disposed of by a single motion. Items shall be removed from the Consent Calendar if any member of the Board of Directors or the public requests removal prior to a vote on a motion to approve the items. Such items shall be considered separately for action by the Board.*

G. CONSIDER APPROVAL OF MINUTES

1. December 9, 2024 Combined Nov./Dec. Regular Board Meeting
2. December 12, 2024 Special Board Meeting

*Recommendation: The Board approve the minutes of the aforementioned meetings of the Board of Directors of the Fallbrook Public Utility District.*

H. CONSIDER EASEMENT QUITCLAIM AT LANGE RESERVOIR SITE

*Recommendation: That the Board adopt Resolution No. 5087 authorizing to quitclaim the existing described easement at the Lange Reservoir site.*

I. CONSIDER EASEMENT QUITCLAIM AT BEAVERCREEK LANE

*Recommendation: That the Board adopt Resolution No. 5088 authorizing to quitclaim for the existing described easements between Beaver Creek Lane and Fallbrook Street.*

J. CONSIDER ASSOCIATE ENGINEERING POSITION

*Recommendation: That the Board approve the new position to replace the existing vacant Engineering Technician position and the resulting organizational chart change.*

**III. INFORMATION ----- (ITEMS K–M)**

K. MID-YEAR OPERATING BUDGET UPDATE

*Presented by: David Shank, Assistant General Manager/CFO*

L. FY24-25 CAPITAL PROJECTS UPDATE

*Presented by: Aaron Cook, Engineering Manager*

M. ESTABLISHMENT OF A REGIONAL LEADERSHIP DEVELOPMENT PROGRAM FOR ORANGE, SAN DIEGO, AND RIVERSIDE COUNTIES

*Presented by: Jack Bebee, General Manager*

**IV. ACTION / DISCUSSION CALENDAR ----- (ITEMS N–U)**

N. CONSIDER UPDATE OF EMERGENCY DECLARATION FOR PIPE REPAIR ON BEAVERCREEK LANE, JOSTEN WAY, AND W FALLBROOK STREET

Recommendation: *The recommended action is for the Board to continue the emergency action to replace the failed pipelines.*

- O. CONSIDER PROCUREMENT OF CHLORAMINE BOOSTING SYSTEM FOR THE 8MG RESERVOIR

Recommendation: *That the Board authorize procurement of the Big Wave Water Technologies Chloramine Boosting System from D&H Water Systems for \$149,000.*

- P. CONSIDER AWARD OF CONSTRUCTION MANAGEMENT & INSPECTION PROFESSIONAL SERVICES AGREEMENT

Recommendation: *That the Board award a professional services agreement with MKN for an amount not to exceed \$120,000.*

- Q. CONSIDER PROCUREMENT OF REPLACEMENT PUMPS FOR OVERLAND TRAIL LIFT STATION

Recommendation: *That the Board authorize procurement of the replacement pumps from the lowest responsible bidder, Sloan Electromechanical, for \$437,353.60.*

- R. CONSIDER PROCUREMENT OF REPLACEMENT UPS FOR THE UV TREATMENT PLANT

Recommendation: *That the Board authorize procurement of the replacement UPS from the lowest responsible bidder, Sloan Electromechanical, for \$167,724.*

- S. CONSIDER FORMATION OF A REGIONAL AND COMMUNITY COORDINATION STANDING BOARD COMMITTEE

Recommendation: *That the Board establish the Regional and Community Coordination Committee and select two Board members to serve on the Committee and direct staff to update the administrative code for Board approval to reflect the new committee. That the Board direct staff to initiate the process of soliciting applications for the vacant seat and the three Community Benefit Program Committee seats that are set to expire at the beginning of 2026.*

- T. CONSIDER MEMORANDUM OF UNDERSTANDING FOR DEVELOPMENT OF AN OPERATIONS CONTRACT FOR THE CAMP PENDLETON NORTHERN AND SOUTHERN TERTIARY TREATMENT PLANTS

*Recommendation:* That the Board approve the Memorandum Understanding (MOU) for Development of an Operations Contract for the District to Operate the Camp Pendleton Northern and Southern Tertiary Treatment Plants on Camp Pendleton.

U. CONSIDER ANNUAL REVIEW OF DIRECTORS' PER DIEM COMPENSATION

*Recommendation:* Staff supports Board decision.

**V. ORAL/WRITTEN REPORTS----- (ITEMS 1-7)**

1. General Counsel
2. General Manager
  - a. EMWD/MWD Updates
  - b. Engineering and Operations Report
  - c. Federal Funding Update
3. Assistant General Manager/Chief Financial Officer
  - a. Financial Summary Report
  - b. Treasurer's Report
  - c. Budget Status Report
  - d. Warrant List
4. Public Information Officer
5. Notice of Approval of Per Diem for Meetings Attended
6. Director Comments/Reports on Meetings Attended
7. Miscellaneous

ADJOURN TO CLOSED SESSION

**VI. CLOSED SESSION----- (ITEM 1)**

1. CONFERENCE WITH LEGAL COUNSEL – ANTICIPATED LITIGATION SIGNIFICANT EXPOSURE TO LITIGATION PURSUANT TO SECTION 54956.9(D)(2):

*One (1) case*

RECONVENE TO OPEN SESSION

REPORT FROM CLOSED SESSION (As Necessary)

**VII. ADJOURNMENT OF MEETING**

\* \* \* \* \*

**DECLARATION OF POSTING**

I, Lauren Eckert, Executive Assistant/Board Secretary of the Fallbrook Public Utility District, do hereby declare that I posted a copy of the foregoing agenda in the glass case at the entrance of the District Office located at 990 East Mission Road, Fallbrook, California, at least 72 hours prior to the meeting in accordance with Government Code § 54954.2(a).

I, Lauren Eckert, further declare under penalty of perjury and under the laws of the State of California that the foregoing is true and correct.

January 22, 2025  
Dated / Fallbrook, CA

/s/ Lauren Eckert  
Executive Assistant/Board Secretary

**M E M O**

**TO:** Board of Directors  
**FROM:** Jack Bebee, General Manager  
**DATE:** January 27, 2025  
**SUBJECT:** Election of Officers to the Board of Directors

---

Pursuant to Administrative Code Article 2, Section 2.2.1, *Election of Officers*, the officers of the Board of Directors shall consist of a President and a Vice-President chosen by its members, and reorganization (election of officers) will be placed on the agenda in December of each year.

The following is a list of Board members who have held the office of President and Vice President over the past five years:

Year	President	Vice President
2024	Jennifer DeMeo	Don McDougal
2023	Charley Wolk	Jennifer DeMeo
2022	Dave Baxter	Charley Wolk
2021	Jennifer DeMeo	Dave Baxter
2020	Ken Endter	Jennifer DeMeo

The General Manager will conduct the election; and upon its conclusion, will turn the gavel over to the newly elected Board President who will preside over the remainder of the meeting.

**M E M O**

**TO:** Board of Directors  
**FROM:** Jack Bebee, General Manager  
**DATE:** January 27, 2025  
**SUBJECT:** Appointments to Board Standing Committees

---

Purpose

To appoint members to the three Board standing committees as prescribed in the Administrative Code.

Summary

Each year after the election of officers, and in accordance with Administrative Code Article 2, Section 2.2.2, *Duties of President*, the President of the Board of Directors shall appoint members to serve on the Board standing committees.

As of January 1, 2025, the appointments to the Board standing committees were as follows:

- Fiscal Policy & Insurance: *Directors Wolk and Baxter*
- Personnel: *Directors DeMeo and Baxter*
- Engineering & Operations: *Directors Endter and McDougal*

Recommended Action

That the Board President appoint members of the Board of Directors to the Fiscal Policy & Insurance, Personnel, and Engineering & Operations Board standing committees as prescribed by the Administrative Code.



## M E M O

**TO:** Board of Directors  
**FROM:** Jack Bebee, General Manager  
**DATE:** January 27, 2025  
**SUBJECT:** 2024 Employee of the Year – Annalece Bokma – Resolution No. 5086

---

Annalece Bokma was selected as the *November 2024 Employee of the Quarter* for the following reasons:

*“Annalece has done very well fulfilling both Accounting Technician positions, both payroll and accounts payable. She truly puts her heart into her job and tries to make sure everything gets completed on time. That is not always an easy task getting all the supervisors and managers to turn in their invoices ASAP, and most importantly we all like getting paid on time. She has also been taking the time to plan out and lead yoga exercises on behalf of the District employees. She has always been a supportive team player with a positive energy and attitude. You can always count on her to help whenever a department is in need. This is not the first time that she jumped right in taking care AP process.”*

Annalece was chosen as the *2024 Employee of the Year* for the following reasons:

*“Annalece always has a positive attitude and steps in where she is needed. We had an extended vacancy and Annalece stepped in and did the work for both roles until it was filled. During this time she kept everything moving without a hitch. Annalece is a big part of how we were able to really improve our administrative services functions and why we have had no issues with our annual audits. The District is fortunate to have a hard working and dedicated employee in Annalece.”*

Resolution No. 5086 conveys the Board of Directors’ commendation and appreciation to Annalece for her dedicated service to the District.

Congratulations, Annalece!

**RESOLUTION NO. 5086**

**RESOLUTION OF THE BOARD OF DIRECTORS OF THE FALLBROOK PUBLIC UTILITY DISTRICT OF COMMENDATION AND APPRECIATION TO ANNALECE BOKMA, 2024 EMPLOYEE OF THE YEAR**

\* \* \* \* \*

**WHEREAS**, the Fallbrook Public Utility District Recognition Program provides that an Employee of the Year be selected from the Employee of the Quarter winners during the past year by the General Manager; and

**WHEREAS**, Annalece Bokma was hired on May 16, 2016, as Accounting/Customer Service Assistant I, has since been promoted, and now holds the Accounting Technician II position; and

**WHEREAS**, Annalece Bokma was nominated as the Employee of the Quarter for November 2024, by several staff members; and

**WHEREAS**, Annalece Bokma was selected by General Manager Bebee as the 2024 Employee of the Year; and

**WHEREAS**, Annalece Bokma has demonstrated hard work and is a big part of how the District has been able to improve administrative services functions. She has a positive attitude and is willing to step in where needed; and

**WHEREAS**, Annalece Bokma has done the work of both Accounting Technician roles during an extended vacancy. During this time, she kept everything moving without a hitch.

**NOW, THEREFORE, BE IT RESOLVED THAT** the Board of Directors of the Fallbrook Public Utility District does hereby commend Annalece Bokma for being selected as the 2024 Employee of the Year and expresses its deep appreciation to Annalece for her dedicated service to the District.

**PASSED AND ADOPTED** by the Board of Directors of the Fallbrook Public Utility District at a regular meeting of the Board held on the 27<sup>th</sup> day of January, 2025, by the following vote:

AYES:  
NOES:  
ABSTAIN:  
ABSENT:

\_\_\_\_\_  
President, Board of Directors

ATTEST:

\_\_\_\_\_  
Secretary, Board of Directors

**This page intentionally left blank.**

**This page intentionally left blank.**

**This page intentionally left blank.**

**M E M O**

**TO:** Board of Directors  
**FROM:** Lauren Eckert, Executive Assistant/Board Secretary  
**DATE:** January 27, 2025  
**SUBJECT:** Approval of Minutes

---

**Recommended Action**

That the Board approve the minutes of the following meetings of the Board of Directors of the Fallbrook Public Utility District:

1. December 9, 2024 Combined November/December Regular Board Meeting
2. December 12, 2024 Special Board Meeting

**December 9, 2024 Combined Nov. Dec.  
Regular Board Meeting**



**FALLBROOK PUBLIC UTILITY DISTRICT  
BOARD OF DIRECTORS  
COMBINED NOVEMBER/DECEMBER REGULAR BOARD MEETING**

**MINUTES**

**MONDAY, DECEMBER 9, 2024  
4:00 P.M.**

**FALLBROOK PUBLIC UTILITY DISTRICT  
990 E. MISSION RD., FALLBROOK, CA 92028  
PHONE: (760) 728-1125**

---

**I. PRELIMINARY FUNCTIONS**

**CALL TO ORDER / ROLL CALL / ESTABLISH A QUORUM**

Vice President McDougal called the Combined November/December Regular Meeting of the Board of Directors of the Fallbrook Public Utility District to order at 4:00 p.m.

A quorum was established, and attendance was as follows:

**Board of Directors**

**Present:** Don McDougal, Member/Vice President  
Dave Baxter, Member  
Ken Endter, Member  
Charley Wolk, Member

**Absent:** Jennifer DeMeo, Member/President

**General Counsel/District Staff**

**Present:** Jack Bebee, General Manager  
Dave Shank, Assistant General Manager/CFO  
Paula de Sousa, General Counsel  
Annalece Bokma, Accounting Technician II  
Isabel Casteran, Safety and Risk Officer  
Aaron Cook, Engineering Manager  
Steve Stone, Field Services Manager  
John Marchetta, Human Resources Manager  
Lauren Eckert, Executive Assistant/Board Secretary

**Also present were others, including, but not limited to:** There were 30 members of the public present.

**PLEDGE OF ALLEGIANCE**



Vice President McDougal led the Pledge of Allegiance.

ADDITIONS TO AGENDA PER GC § 54954.2(b)

APPROVAL OF AGENDA

MOTION: Director Wolk moved to approve the agenda, with Item B being deferred to the January Board meeting; Director Endter seconded. Motion carried;  
VOTE:

AYES: Directors Baxter, Endter, McDougal, and Wolk

NOES: None

ABSTAIN: None

ABSENT: Director DeMeo

PUBLIC COMMENT

*Members of the public are invited to address the Board of Directors on any item that is within the subject matter jurisdiction of the legislative body. The Board President may limit comments to three (3) minutes.*

There were no public comments on non-agenda items.

There were no public comments on items A–E.

- A. SEATING OF DIRECTORS
1. Dave Baxter, Division No. 1
  2. Jennifer DeMeo, Division No. 3

Dave Baxter was re-seated as Director for Division No. 1, and Jennifer DeMeo was re-seated as Director for Division No. 3.

- B. ELECTION OF OFFICERS TO THE BOARD OF DIRECTORS
1. President
  2. Vice-President

This item was deferred to the January Board meeting.

- C. APPOINTMENTS TO BOARD STANDING COMMITTEES
1. Fiscal Policy & Insurance
  2. Personnel
  3. Engineering & Operations

This item was deferred to the January Board meeting.

- D. YEARS OF SERVICE
1. Lauren Eckert – 5 years
  2. Jodi Brown – 5 years

The Board recognized Lauren Eckert and Jodi Brown for their five years of service to the District.

- E. EMPLOYEE OF THE QUARTER FOR NOVEMBER 2024
1. Annalece Bokma

The Board recognized Annalece Bokma as Employee of the Quarter for November 2024.

- II. **CONSENT CALENDAR**-----**(ITEMS F–G)**  
*All items appearing on the Consent Calendar may be disposed of by a single motion. Items shall be removed from the Consent Calendar if any member of the Board of Directors or the public requests removal prior to a vote on a motion to approve the items. Such items shall be considered separately for action by the Board.*

- F. CONSIDER APPROVAL OF MINUTES
1. October 28, 2024 Regular Board Meeting

Recommendation: *That the Board approve the minutes of the aforementioned meetings of the Board of Directors of the Fallbrook Public Utility District.*

- G. CONSIDER 2025 BOARD OF DIRECTORS REGULAR MEETING SCHEDULE

Recommendation: *The Board establish the 2025 Board of Directors' regular meeting schedule, to include postponing the May regular meeting by two days to Wednesday, May 28, 2025 at 4:00 p.m. and combining the November and December regular Board meetings to Monday, December 8, 2025, at 4:00 p.m.*

There were no public comments on Consent Calendar items.

MOTION: Director Endter moved to approve the Consent Calendar as presented; Director Wolk seconded. Motion carried; VOTE:

AYES: Directors Baxter, Endter, McDougal, and Wolk  
NOES: None  
ABSTAIN: None

ABSENT: Director DeMeo

**III. INFORMATION-----**(ITEM H)****

H. RECOGNITION AND COMMENDATION OF STUDENT ARTWORK

Presented by: Noelle Denke, Public Information Officer

There were no public comments on agenda item H.

The fourteen fourth grade “Be Water Smart” calendar contest winners were recognized and presented with awards and prizes for their creative artwork used in the publication of the 2025 “Be Water Smart” calendar.

**IV. ACTION / DISCUSSION CALENDAR-----**(ITEMS I-N)****

I. CONSIDER APPROVING DISTRICT’S ANNUAL COMPREHENSIVE FINANCIAL REPORT (ACFR) FOR FISCAL YEAR 2023-24

Recommendation: The Committee recommends that the Board approve the ACFR for Fiscal Year Ending June 30, 2024.

There were no public comments on agenda item I.

Daphnie Munoz from CliftonLarsonAllen, LLP presented a slideshow which outlined the audit process and the financial performance that is detailed in the draft Annual Comprehensive Financial Report (ACFR) for fiscal year ending June 30, 2024.

MOTION: Director Wolk moved to approve the Annual Comprehensive Financial Report for Fiscal Year ending June 30, 2024; Director Baxter seconded. Motion carried; VOTE:

AYES: Directors Baxter, Endter, McDougal, and Wolk

NOES: None

ABSTAIN: None

ABSENT: Director DeMeo

J. CONSIDER ADOPTING RESOLUTION NO. 5085 APPROVING THE INCREASED RATES FOR WATER AND RECYCLED WATER SERVICE CHARGES, AND RATES FOR WASTEWATER SERVICE CHARGES AND TAKING OTHER RELATED ACTIONS

*Recommendation: That the Board adopt Resolution No. 5085 adopting calendar year 2025 rates and charges for water, recycled water and wastewater services.*

There were no public comments on agenda item J.

Assistant General Manager/CFO Shank presented a slideshow on the proposed 2025 rates and charges for water, recycled water and wastewater services.

General Manager Bebee reminded everyone that we decreased rates last year by five percent and reiterated the benefit of detachment from the San Diego County Water Authority.

MOTION: Director Baxter moved to adopt Resolution No. 5085 adopting calendar year 2025 rates and charges for water, recycled water and wastewater services; Director Endter seconded. Motion carried;  
VOTE:

AYES: Directors Baxter, Endter, McDougal, and Wolk

NOES: None

ABSTAIN: None

ABSENT: Director DeMeo

#### K. CONSIDER CUSTOMER REQUEST FOR BILL ADJUSTMENT

*Recommendation: Staff supports Board direction on this item.*

There were no public comments on agenda item K.

General Manager Bebee provided an overview of this request from the customer at 1946 Pomegranate Lane.

Director Wolk asked if a leak adjustment was offered. General Manager Bebee reported that the leak adjustment form was provided, but the customer denied the option to submit the form and develop a payment plan.

Director Endter asked if we normally send out letters for leaks or if there was another way to send alerts besides text. General Manager Bebee responded that the texts that are sent are automatic and come from the leak alert system. He noted the District does not monitor all the leak alerts, as the alerts are set by the customer and the threshold varies by customer. General Manager Bebee also reported there was a lot of outreach, including workshops, when we rolled out smart meters.

Director Wolk noted that the property owner received three bills of excessively high water use and did nothing until he received a lock notice.

Director Baxter commended Customer Service, stating the District's customer service has improved so much over the years.

MOTION: Director Wolk moved to direct staff to develop a payment plan with the customer at 1946 Pomegranate Lane for the full unpaid account balance of \$2,486.27; Director Endter seconded. Motion carried; VOTE:

AYES: Directors Baxter, Endter, McDougal, and Wolk

NOES: None

ABSTAIN: None

ABSENT: Director DeMeo

L. CONSIDER AWARD OF TOYON PUMP STATION PIPELINE EXTENSION PROJECT

Recommendation: That the Board award the Toyon Pump Station Pipeline Extension Project to the lowest responsible bidder, PK Mechanical, for \$350,000.

There were no public comments on agenda item L.

Engineering Manager Cook provided an overview of this project, including that we are in the process of replacing the Toyon Pump Station, which will be relocated to the UV Treatment Plant Red Mountain facility property. In order to do this, just over 800 feet of pipe would be necessary to connect the new pump station to the Toyon pressure zone.

MOTION: Director Endter moved to award the Toyon Pump Station Pipeline Extension Project to the lowest responsible bidder, PK Mechanical, for \$350,000; Director Wolk seconded. Motion carried; VOTE:

AYES: Directors Baxter, Endter, McDougal, and Wolk

NOES: None

ABSTAIN: None

ABSENT: Director DeMeo

M. CONSIDER AWARD OF SEWER MAIN RELINING PROJECT FOR FY 2025

*Recommendation: That the Board authorize award of the FY25 Sewer Main Relining Project to the lowest responsible bidder, Sancon Technologies in the amount of \$209,107.50.*

There were no public comments on agenda item M.

Engineering Manager Cook provided an overview of this project, reporting this is part of the standard sewer relining program.

MOTION: Director Baxter moved to authorize award of the FY25 Sewer Main Relining Project to the lowest responsible bidder, Sancon Technologies in the amount of \$209,107.50; Director Endter seconded. Motion carried; VOTE:

AYES: Directors Baxter, Endter, McDougal, and Wolk  
NOES: None  
ABSTAIN: None  
ABSENT: Director DeMeo

N. CONSIDER BOARD NOTIFICATION OF EMERGENCY DECLARATION FOR PIPE REPAIR ON BEAVERCREEK LANE, JOSTEN WAY, AND W FALLBROOK STREET

*Recommendation: The Board be notified that the emergency declaration made by the General Manager has resulted in the construction work as documented above.*

There were no public comments on agenda item N.

Engineering Manager Cook provided an overview of this project, including that we have had a few problematic areas that have experienced leaks. We have declared an emergency for pipe repair to utilize our emergency services contract.

General Manager Bebee reminded the Board this will be on future Board agendas until the emergency repair is complete.

MOTION: Director Endter moved to continue with the pipe repair work on Beaver creek Lane, Josten Way, and W. Fallbrook Street under emergency declaration; Director Wolk seconded. Motion carried; VOTE:

AYES: Directors Baxter, Endter, McDougal, and Wolk  
NOES: None

ABSTAIN: None  
ABSENT: Director DeMeo

**V. ORAL/WRITTEN REPORTS------(ITEMS 1-7)**

1. General Counsel
2. General Manager
  - a. MWD/EMWD Update
  - b. Engineering and Operations Report
  - c. Federal Funding Update
    - General Manager Bebee provided an update on the Camp Pendleton treatment plants operations project. An MOU will most likely go to the Board at the January meeting.
3. Assistant General Manager/Chief Financial Officer
  - a. Financial Summary Report
  - b. Treasurer's Report
  - c. Budget Status Report
  - d. Warrant List
    - AGM/CFO Shank provided an overview of the written reports included in the packet.
4. Public Information Officer
  - PIO Denke reported on the District's presence at community events. She also reported she is working on outreach for Water Smart meters.
5. Notice of Approval of Per Diem for Meetings Attended
6. Director Comments/Reports on Meetings Attended
7. Miscellaneous

**VI. ADJOURNMENT OF MEETING**

There being no further business to discuss, the Combined November/December Regular Meeting of the Board of Directors of the Fallbrook Public Utility District was adjourned at 5:11 p.m.

\_\_\_\_\_  
President, Board of Directors

ATTEST:

\_\_\_\_\_  
Secretary, Board of Directors

**December 12, 2024**  
**Special Board Meeting**





FALLBROOK PUBLIC UTILITY DISTRICT  
BOARD OF DIRECTORS  
SPECIAL BOARD MEETING

MINUTES

THURSDAY, DECEMBER 12, 2024  
11:00 A.M.

FALLBROOK PUBLIC UTILITY DISTRICT  
990 E. MISSION RD., FALLBROOK, CA 92028  
PHONE: (760) 728-1125

---

I. PRELIMINARY FUNCTIONS

CALL TO ORDER / ROLL CALL / ESTABLISH A QUORUM

President DeMeo called the December 12, 2024 Special Meeting of the Board of Directors of the Fallbrook Public Utility District to order at 11:00 a.m.

A quorum was established, and attendance was as follows:

Board of Directors

Present: Jennifer DeMeo, Member/President  
Don McDougal, Member/ Vice President  
Dave Baxter, Member  
Ken Endter, Member  
Charley Wolk, Member

Absent: None

General Counsel/District Staff

Present: Jack Bebee, General Manager  
Dave Shank, Assistant General Manager/CFO  
Paula de Sousa, General Counsel  
Aaron Cook, Engineering Manager  
Noelle Denke, Public Information Officer  
John Marchetta, Human Resources Manager  
Steve Stone, Field Services Manager  
Lauren Eckert, Executive Assistant/Board Secretary

Also present were others, including, but not limited to: Paul Jones, Jon Wells, and Jason Pivovaroff

PLEDGE OF ALLEGIANCE

President DeMeo led the Pledge of Allegiance.

APPROVAL OF AGENDA

MOTION: Director McDougal moved to approve the agenda, as presented;  
Director Wolk seconded. Motion carried; VOTE:

AYES: Directors Baxter, DeMeo, Endter McDougal, and Wolk  
NOES: None  
ABSTAIN: None  
ABSENT: None

#### PUBLIC COMMENT

*Members of the public are invited to address the Board of Directors on any item that is within the subject matter jurisdiction of the legislative body. The Board President may limit comments to three (3) minutes.*

There were no public comments on non-agenda items.

## II. **ACTION/DISCUSSION CALENDAR** -----(ITEM A)

### A. STRATEGIC PLAN WORKSHOP

General Manager Bebee welcomed the Board to the Strategic Plan Workshop and introduced Paul Jones of Dopudja & Wells who led the workshop.

Mr. Jones began by reviewing the various tasks and exercises for the workshop, including desired outcomes, overview of the strategic planning process and review of current and upcoming tasks, discussing strategic planning themes, discussion the long-term visioning for the organization, and discussing next steps of the strategic planning process.

The Board and staff participated in an interactive workshop collaborating together to complete tasks and exercises planned by Dopudja & Wells.

A future workshop will be scheduled once Dopudja & Wells compiles the data collected at this meeting. The future workshop will include a draft strategic plan for Board review and feedback.

## III. **ADJOURNMENT OF MEETING**

There being no further business to discuss, President DeMeo adjourned the December 12, 2024 special meeting of the Board of Directors of the Fallbrook Public Utility District at 1:12 p.m.

---

President, Board of Directors

ATTEST:

---

Secretary, Board of Directors

**M E M O**

**TO:** Board of Directors  
**FROM:** Engineering & Operations Committee  
**DATE:** January 27, 2025  
**SUBJECT:** Easement Quitclaim at Lange Reservoir Site

---

**Description**

Release of existing FPUD easement at the Lange Reservoir site.

**Purpose**

The Lange Reservoir on Dickey Street has been out of service for several years and was removed in 2023. The site consists of three one acre parcels, which the District declared surplus land and is now in escrow to sell the properties. As a condition of sale, the buyer requested that an old unneeded FPUD easement be removed by quitclaim. The area to be quitclaimed is a portion of the easement in document 897-359-21295, attached.

**Budgetary Impact**

There are no costs associated.

**Recommended Action**

That the Board adopt Resolution No. 5087 authorizing to quitclaim the existing described easement at the Lange Reservoir site.

**RESOLUTION NO. 5087**

**RESOLUTION OF THE BOARD OF DIRECTORS OF THE FALLBROOK  
PUBLIC UTILITY DISTRICT GRANTING QUITCLAIM TO THE  
PROPERTY OWNER**

\* \* \* \* \*

**WHEREAS**, APN#s 106-332-08, 106-332-09, and 106-332-10 are three one-acre parcels located within the boundaries of the Fallbrook Public Utility District; and

**WHEREAS**, the District has declared these three parcels surplus land, currently in escrow to sell; and

**WHEREAS**, the Lange Reservoir on Dickey Street has been out of service for several years and removed in 2023; and

**WHEREAS**, as a condition of the sale, the buyer has requested that the old unneeded easement be removed by quitclaim; and

**WHEREAS**, since the Lange Reservoir has been removed, District staff has determined the existing easement through APN#s 106-332-08, 106-332-09, and 106-332-10 will not be needed, now or in the future.

**NOW, THEREFORE, BE IT RESOLVED THAT** the Board of Directors of the Fallbrook Public Utility District approves the request that the District quitclaim the existing easement through APN#s 106-332-08-00, 106-332-09, and 106-332-10 to the buyer as more fully described in Exhibit A.

**PASSED AND ADOPTED** by the Board of Directors of the Fallbrook Public Utility District at a regular meeting of the Board held on the 27<sup>th</sup> day of January, 2025, by the following vote:

AYES:  
NOES:  
ABSTAIN:  
ABSENT:

\_\_\_\_\_  
President, Board of Directors

ATTEST:

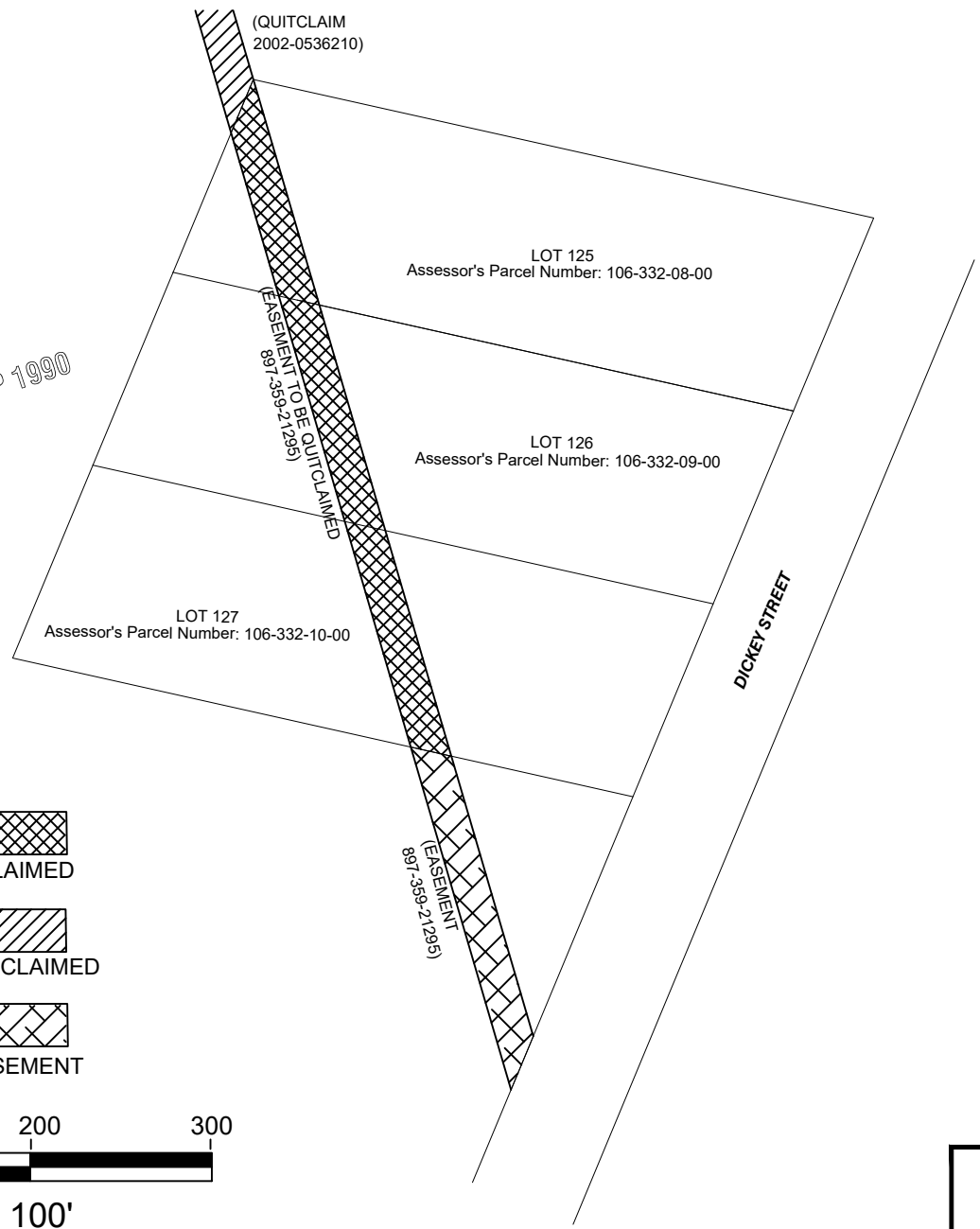
\_\_\_\_\_  
Secretary, Board of Directors



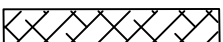
## **EXHIBIT “A”**

ALL PORTIONS OF AN EASEMENT GRANTED TO THE FALLBROOK PUBLIC UTILITY DISTRICT IN THE COUNTY OF SAN DIEGO, STATE OF CALIFORNIA, RECORDED MAY 12, 1939 IN BOOK 897 AT PAGE 359 AS DOCUMENT NO.21295 LYING WITHIN LOTS 125, 126, & 127 OF MAP NO. 1990 FILED IN THE OFFICE OF THE COUNTY RECORDER OF SAN DIEGO COUNTY ON JANUARY 20, 1927 AS FILE NO.4288.

**EASEMENT CONTAINS +/- 7403.88 SQ. FEET OR +/-0.17 ACRES**

SUB DIVISION MAP 1990



-  TO BE QUITCLAIMED
-  ALREADY QUITCLAIMED
-  EXISTING EASEMENT



SCALE: 1" = 100'

106-332-08-00  
106-332-09-00  
106-332-10-00  
QUITCLAIM

|

**M E M O**

**TO:** Board of Directors  
**FROM:** Engineering & Operations Committee  
**DATE:** January 27, 2025  
**SUBJECT:** Easement Quitclaim at Beaver Creek Lane

---

Description

Release of existing FPUD easements at Beaver Creek Lane.

Purpose

Approximately 600 linear feet of the existing pipeline between Beaver Creek Lane and Fallbrook Street was replaced in November and December as part of an emergency replacement effort. As part of that effort, the pipeline alignment was re-routed slightly, requiring a new easement. Now that the old pipe has been abandoned, the old easements are no longer needed. The easements to be quitclaimed are attached, documents 2012-0747144 and a portion of 1979-0018851.

Budgetary Impact

No Budgetary Impact.

Recommended Action

That the Board adopt Resolution No. 5088 authorizing to quitclaim for the existing described easements between Beaver Creek Lane and Fallbrook Street.

**RESOLUTION NO. 5088**

**RESOLUTION OF THE BOARD OF DIRECTORS OF THE FALLBROOK  
PUBLIC UTILITY DISTRICT GRANTING QUITCLAIM TO THE  
PROPERTY OWNER**

\* \* \* \* \*

**WHEREAS**, Anthony Charles Fieri and Karen Lynn Fieri are the current property owners of APN# 105-641-56 located within the boundaries of the Fallbrook Public Utility District; and

**WHEREAS**, approximately 600 linear feet of the existing pipeline between Beaver Creek Lane and Fallbrook Street was replaced in November and December as part of an emergency replacement effort; and

**WHEREAS**, as part of that effort, the pipeline alignment was re-routed, requiring a new easement; and

**WHEREAS**, now that the old pipe has been abandoned, District staff has determined the existing 20-foot and 40-foot easements through APN#s 105-641-56 and 105-614-59 will not be needed, now or in the future.

**NOW, THEREFORE, BE IT RESOLVED THAT** the Board of Directors of the Fallbrook Public Utility District approves the property owner's request that the District quitclaim the existing 20-foot and 40-foot easements through APN#s 105-641-56 and 105-641-59 to the property owners as more fully described in Exhibit A.

**PASSED AND ADOPTED** by the Board of Directors of the Fallbrook Public Utility District at a regular meeting of the Board held on the 27<sup>th</sup> day of January, 2025, by the following vote:

AYES:  
NOES:  
ABSTAIN:  
ABSENT:

\_\_\_\_\_  
President, Board of Directors

ATTEST:

\_\_\_\_\_  
Secretary, Board of Directors



RECORDING REQUESTED BY  
AND WHEN RECORDED MAIL THIS DEED  
AND, UNLESS OTHERWISE SHOWN  
BELOW, MAIL TAX STATEMENTS TO:

Fallbrook Public Utility District  
P.O. Box 2290  
Fallbrook, CA 92088-2290

\_\_\_\_\_  
SPACE ABOVE THIS LINE FOR RECORDER'S USE

## Corporation Quitclaim Deed

The undersigned declares that the documentary transfer fee is \$\_\_\_\_\_0\_\_\_\_\_ and is  
X computed on the full value of the interest or property conveyed, or is  
\_\_\_ computed on the full value less the value of liens or encumbrances remaining thereon at the time of sale. The land,  
tenements or realty is located in  
X unincorporated area \_\_\_\_\_ city of \_\_\_\_\_ and

FOR A VALUABLE CONSIDERATION, receipt of which is hereby acknowledged,

### **FALLBROOK PUBLIC UTILITY DISTRICT**

A corporation organized under the laws of the state of California, does hereby remise, release and forever quitclaim to

### **Fieri Anthony C & Karen L Revocable Living Trust**

The following described real property in the County of San Diego, State of California:

**SEE EXHIBIT 'A'**

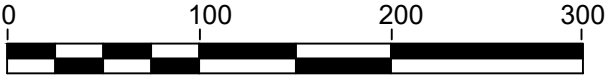
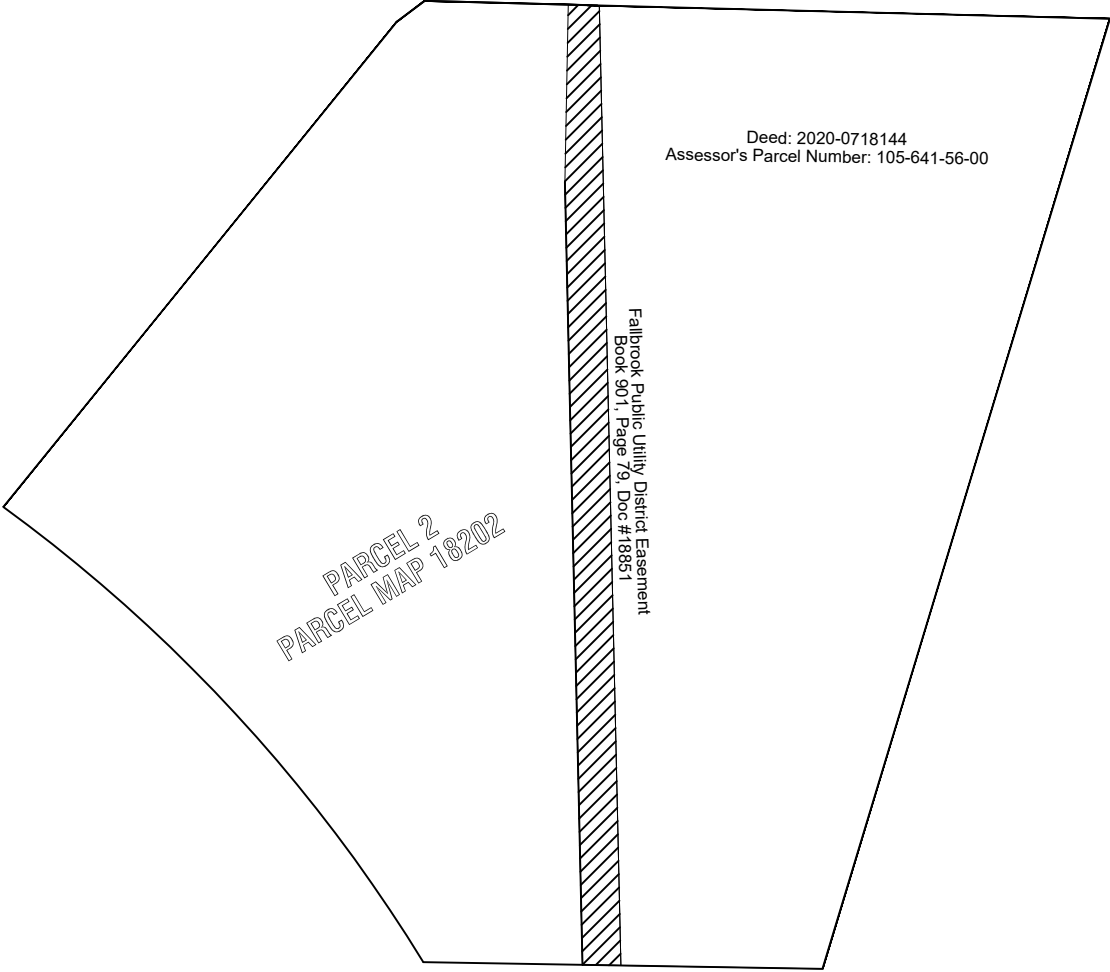
\_\_\_\_\_  
President, FPUD Board of Directors

\_\_\_\_\_  
Secretary, FPUD Board of Directors

## **EXHIBIT “A”**

ALL PORTION OF A 20.00 FOOT EASEMENT GRANTED TO FALLBROOK PUBLIC UTILITY DISTRICT RECORDED APRIL 29<sup>TH</sup>, 1939, BOOK 901, PAGE 79, DOCUMENT NUMBER 18851 IN THE COUNTY OF SAN DIEGO, LYING WITHIN LAND DEEDED TO ANTHONY CHARLES FIERI AND KAREN LYNN FIERI ON THE DEED RECORDED ON NOVEMBER 16<sup>TH</sup> 2020 IN THE COUNTY OF SAN DIEGO, UNDER DOCUMENT NUMBER 2020-0718144.

**EASEMENT CONTAINS +/- 9824.89 SQ. FEET OR +/-0.22 ACRES**



SCALE: 1" = 100'



PORTION OF  
EASEMENT TO  
BE QUITCLAIMED



**105-641-56-00**  
**QUITCLAIM**

RECORDING REQUESTED BY  
AND WHEN RECORDED MAIL THIS DEED  
AND, UNLESS OTHERWISE SHOWN  
BELOW, MAIL TAX STATEMENTS TO:

Fallbrook Public Utility District  
P.O. Box 2290  
Fallbrook, CA 92088-2290

\_\_\_\_\_  
SPACE ABOVE THIS LINE FOR RECORDER'S USE

## Corporation Quitclaim Deed

The undersigned declares that the documentary transfer fee is \$\_\_\_\_\_0\_\_\_\_\_ and is  
X computed on the full value of the interest or property conveyed, or is  
\_\_\_ computed on the full value less the value of liens or encumbrances remaining thereon at the time of sale. The land,  
tenements or realty is located in  
X unincorporated area \_\_\_\_\_ city of \_\_\_\_\_ and

FOR A VALUABLE CONSIDERATION, receipt of which is hereby acknowledged,

### **FALLBROOK PUBLIC UTILITY DISTRICT**

A corporation organized under the laws of the state of California, does hereby remise, release and forever quitclaim to

### **Fieri Anthony C & Karen L Revocable Living Trust**

The following described real property in the County of San Diego, State of California:

**SEE EXHIBIT 'A'**

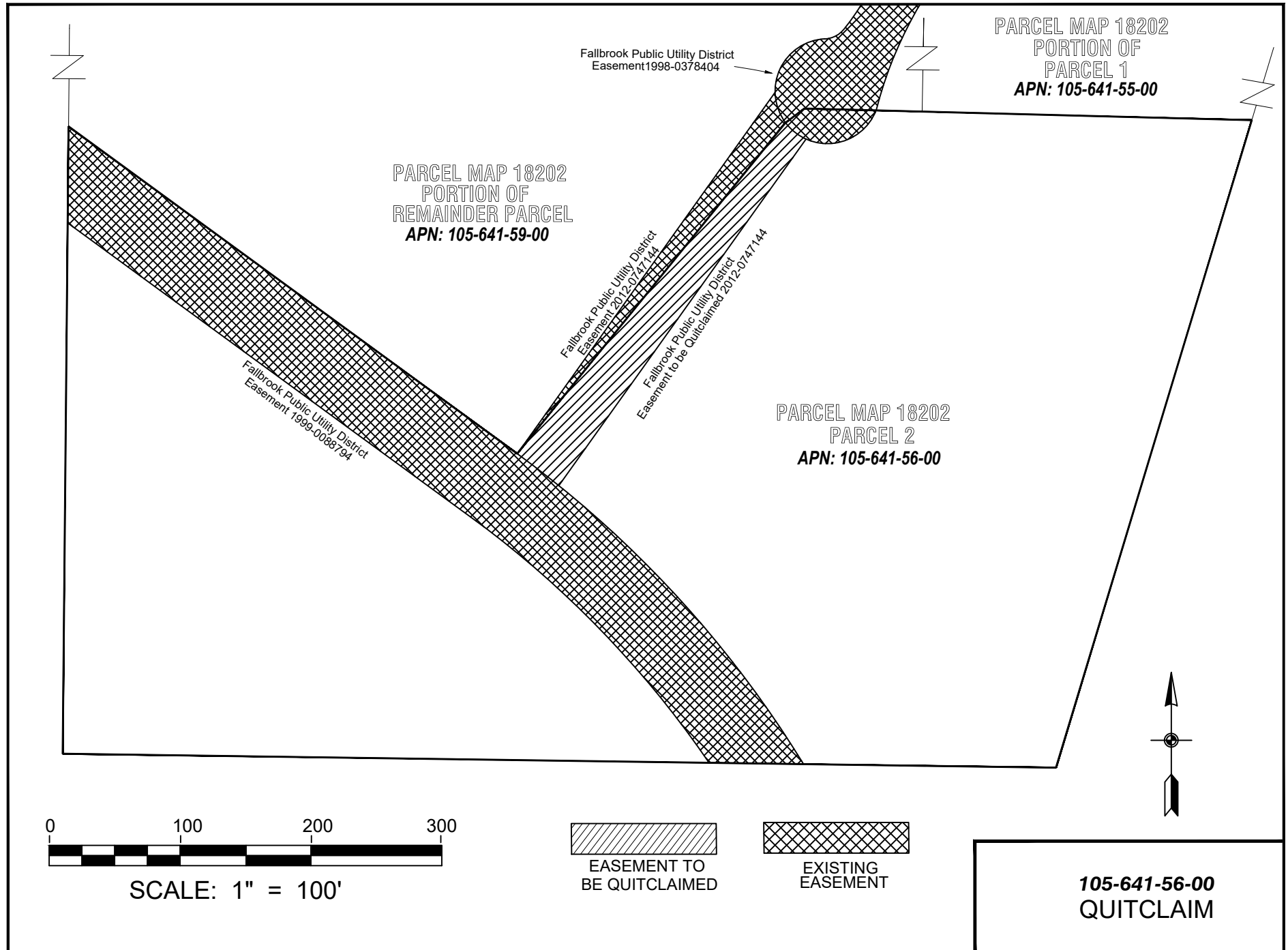
\_\_\_\_\_  
President, FPUD Board of Directors

\_\_\_\_\_  
Secretary, FPUD Board of Directors

## **EXHIBIT “A”**

A PORTION OF A 40.00 FOOT EASEMENT GRANTED TO FALLBROOK PUBLIC UTILITY DISTRICT RECORDED NOVEMBER 29<sup>TH</sup>, 2012, UNDER DOCUMENT NUMBER 10747144 IN THE COUNTY OF SAN DIEGO, LYING WITHIN THE PARCEL 2 OF PARCEL MAP 18202 RECORDED FEBRUARY 12<sup>TH</sup>, 1999, UNDER DOCUMENT NUMBER 1999-0091061.

**EASEMENT CONTAINS +/- 9765.09 SQ. FEET OR +/-0.22 ACRES**



RECORDING REQUESTED BY  
AND WHEN RECORDED MAIL THIS DEED  
AND, UNLESS OTHERWISE SHOWN  
BELOW, MAIL TAX STATEMENTS TO:

Fallbrook Public Utility District  
P.O. Box 2290  
Fallbrook, CA 92088-2290

\_\_\_\_\_  
SPACE ABOVE THIS LINE FOR RECORDER'S USE

## Corporation Quitclaim Deed

The undersigned declares that the documentary transfer fee is \$\_\_\_\_\_0\_\_\_\_\_ and is  
X computed on the full value of the interest or property conveyed, or is  
\_\_\_ computed on the full value less the value of liens or encumbrances remaining thereon at the time of sale. The land,  
tenements or realty is located in  
X unincorporated area \_\_\_\_\_ city of \_\_\_\_\_ and

FOR A VALUABLE CONSIDERATION, receipt of which is hereby acknowledged,

### **FALLBROOK PUBLIC UTILITY DISTRICT**

A corporation organized under the laws of the state of California, does hereby remise, release and forever quitclaim to

### **Fieri Anthony C & Karen L Revocable Living Trust**

The following described real property in the County of San Diego, State of California:

**SEE EXHIBIT 'A'**

\_\_\_\_\_  
President, FPUD Board of Directors

\_\_\_\_\_  
Secretary, FPUD Board of Directors

## **EXHIBIT “A”**

A PORTION OF A 40.00 FOOT EASEMENT GRANTED TO FALLBROOK PUBLIC UTILITY DISTRICT RECORDED NOVEMBER 29<sup>TH</sup>, 2012, UNDER DOCUMENT NUMBER 10747144 IN THE COUNTY OF SAN DIEGO, LYING WITHIN THE REMAINDER PARCEL ON PARCEL MAP 18202 RECORDED FEBRUARY 12<sup>TH</sup>, 1999, UNDER DOCUMENT NUMBER 1999-0091061.

**EASEMENT CONTAINS +/- 3330.34 SQ. FEET OR +/-0.07 ACRES**

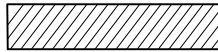




SCALE: 1" = 100'



EXISTING  
EASEMENT



EASEMENT TO  
BE QUITCLAIMED

PARCEL MAP 18202  
REMAINDER PARCEL  
**APN: 105-641-59-00**

Fallbrook Public Utility District  
Easement 1998-0378404

Fallbrook Public Utility District  
Easement to be Quitclaimed 2012-0747144

Fallbrook Public Utility District  
Easement 2012-0747144

PORTION OF  
PARCEL 1  
**APN: 105-641-55-00**

PARCEL MAP 18202  
PORTION OF  
PARCEL 2  
**APN: 105-641-56-00**

Fallbrook Public Utility District  
Easement 1999-0088794

**105-641-59-00**  
**QUITCLAIM**



MEMO

TO: Board of Directors  
FROM: Personnel Committee  
DATE: January 27, 2025  
SUBJECT: Associate Engineer Position

Purpose

To obtain approval for the creation of a new Associate Engineer position to replace an existing vacant Engineering Technician position, and the related update to the organizational chart.

Summary

The recent retirement of our current Engineering Technician III on January 2, 2025, provides the District with an opportunity to re-evaluate its long-term engineering needs and goals.

As the District’s need for engineering support continues to grow to support the increase in pipeline replacement projects, this new position will provide much-needed professional level support for assignments related to internal and external engineering projects.

Budgetary Impact

Our recent Engineering Technician III salary range was 27, or \$9,542 monthly or \$114,504.00 annually. An analysis of similar Associate Engineer roles at neighboring Districts was performed to determine a competitive salary range for this new position (see attached).

Minimum Monthly Salary				
FPUD	Market Average	% above or below	Market Median	% above or below
\$ 7,833	\$ 10,022	-27.9%	\$ 10,748	-37.2%

The proposed new Associate Engineer position has been included in the 70 total budgeted positions for the FY 2024-25 budget. It is suggested that the position will be filled at the entry level, salary range 26, which is currently \$7,833 monthly or \$93,995.20 annually. The annual salary impact from the proposed change in this position is - (\$1,709.00) monthly or - (\$20,508.80) annually.

Recommended Action

That the Board approve the new position to replace the existing vacant Engineering Technician position and the resulting organizational chart change.

<b>Associate Engineer</b>					
<b>Rank</b>	<b>Comparator Agency</b>	<b>Class Title</b>	<b>Certifications</b>	<b>Monthly Salary</b>	
1	Rancho California Water District	Associate Engineer	Professional Engineer	\$ 10,707	\$ 14,133
2	Eastern Municipal Water District	Associate Engineer I	PE License	\$ 11,092	\$ 13,804
3	Elsinore Valley Municipal Water District	Associate Engineer	EIT Certification	\$ 10,790	\$ 14,155
4	Fallbrook Public Utility District	Associate Engineer	EIT, D2,T2	\$ 7,833	\$ 10,532
5	Rainbow Municipal Water District	Associate Engineer	PE, D2&T2 (preferred)	\$ 7,498	\$ 10,870
<b>Market Results</b>				<b>Monthly Salary- Monthly Salary</b>	
				<b>Base</b>	<b>+ Incentive Pay</b>
		<b>Average of Comparators</b>		<b>\$10,022</b>	<b>\$13,241</b>
		<b>% Fallbrook PUD Above/Below</b>		<b>-27.9%</b>	<b>-25.7%</b>
		<b>Median of Comparators</b>		<b>\$10,748</b>	<b>\$13,969</b>
		<b>% Fallbrook PUD Above/Below</b>		<b>-37.2%</b>	<b>-32.6%</b>
NOTE: All calculations exclude FPUD					

\*Please note- while the salary range is below average, it is similar to Associate Engineer positions at agencies of similar size (see Rainbow Municipal Water District), and the required experience and certifications are not as advanced as those at the larger agencies.

## **Proposed Job Description**

## FALLBROOK PUBLIC UTILITY DISTRICT

### **ASSOCIATE ENGINEER**

#### **DEFINITION**

Under the direction of the Engineering Manager, performs a variety of professional engineering assignments related to internal and external engineering projects related to the design, construction and maintenance of water and wastewater distribution, collection and treatment systems. Creates, checks, and approves project plans; obtains easements and permits; and coordinates with District staff, contractors, and other agencies. Incumbents at this level perform routine tasks of professional-level engineering duties.

#### **CLASS CHARACTERISTICS**

Incumbents regularly work on tasks which are varied and complex, requiring considerable discretion and independent judgement. Positions in this classification rely on experience and judgment to perform assigned duties. Assignments are given with general guidelines and incumbents are responsible for establishing objectives, timelines, and methods to complete assignments. Work is typically reviewed upon completion for soundness, appropriateness and conformity to policy and requirements.

This class is distinguished from the Engineering Manager in that the latter performs more complex work such as ongoing project management responsibilities and providing technical and functional direction over lower-level staff and consultants.

#### **EXAMPLES OF DUTIES**

- Prepares and drafts project-related construction documents, technical specifications, design drawings, and special provisions. Review material submittals/shop drawings to ensure conformance with project-specific requirements during construction.
- Communicates, corresponds, and meets with consultants, District staff and external stakeholders to manage CIP and other projects related to the design, construction, maintenance, repair, and replacement of the District's water distribution system, wastewater collection system, and all District grounds, buildings, and other facilities.
- Reviews public and private project plans and submittals for conformance with the District's Standards, operational requirements, long-term maintenance and operational needs, conformance with the American Water Works Association, State Division of Drinking Water, and other federal, state and local standards.
- Develops, reviews, and updates various elements of the District's Master Plans and/or related planning studies.
- Oversees and coordinates the overall project implementation process from design, advertisement, construction, and project close-out, including preparation of contract documents (e.g., the Requests for Proposals (RFPs) and bid documents(s) to ensure advertisements and award processes comply with the Administrative Code and public contracting laws.
- Coordinates and approves project schedules with District staff, contractors, developers, owners, and other public agencies; monitors progress to ensure schedules are followed.
- Monitors project progress to ensure compliance with legal requirements, District policy, and project plans.
- Prepares Board and Engineering and Operations Committee memorandums.

## ASSOCIATE ENGINEER

- Oversees project construction, coordinates work with the department manager or internal stakeholders; oversees contractors; monitors project progress to ensure compliance with federal, state, and local requirements, District policy, and project plans; and coordinates change orders as needed.
- Prepares/reviews evaluations of project alternatives considering financial, operational, maintenance, property/right-of-way, and constructability factors; and develop/communicate appropriate recommendations(s).
- Prepares, organizes, protects, maintains, completes, and creates/retrieves a variety of documents, records, and reports including easement records, maintenance schedules, work orders and maintenance requests, and daily time using the District's GIS System, Enterprise Asset Management (EAM) System, and financial system.
- Serve as the project engineer for various engineering projects and/or planning studies involving water, wastewater and recycled water facilities.
- Develop, review, and update various elements of the District's Master Plans and/or related planning studies.
- Prepare/review evaluations of project alternatives considering financial, operational, maintenance, property/right-of-way, and constructability factors; and develop/communicate appropriate recommendation(s)
- Establish project-specific scope(s)-of-work, and coordinate engineering and planning projects with other District departments/divisions and outside agencies.
- Perform routine to complex engineering calculations encompassing surveying, hydraulics, electrical, mechanical, and/or structural disciplines.
- Prepare, or coordinate preparation by consulting engineers, plans and/or specifications for the construction of a variety of water and wastewater facility improvements.
- Review and evaluate consultant-prepared water, wastewater, and recycled water facility plans and specifications for conformance with applicable project parameters and requirements.
- Serve as the liaison between the District and contractors, consultants, and other agencies.
- Prepare, review, and/or coordinate project-related studies and documentation required by the California Environmental Quality Act (CEQA).
- Prepare and/or review easement and right-of-way documentation for acquisition or quitclaim action.
- Apply for and coordinate required permits and utility service arrangements.
- Review and implement permit requirements affecting District operations and/or project-specific facility design and construction.
- Review and evaluate construction projects planned by outside agencies for potential impact to District facilities and/or operations.
- Prepare regular updates to project schedule, budget, cash flow projections, and other project documentation, as necessary.
- Prepare and review a wide array of technical correspondence and documentation, such as reports, letter correspondence, request for proposals, Board memorandums, agreements, cost estimates, legal advertisements, graphic displays etc.
- Prepare and/or review project-related construction contract documents, technical specifications, and special provisions review material submittals/shop drawings to ensure conformance with project-specific requirements during construction.
- Monitor construction progress and perform on-site investigations.

## ASSOCIATE ENGINEER

- Review and provide engineering support for contractor requests for clarification and/or construction change orders.
- Review and modify, as necessary, design standards, specifications and related technical documents to keep pace with changes having legal and/or general industry significance.
- Perform related duties as assigned.

### **QUALIFICATIONS**

#### **Knowledge of:**

- Proficiency in AutoCAD, GIS, Microsoft Word, Excel, PowerPoint, and Outlook.
- Strong understanding of water and wastewater distribution and collection construction practices; strong understanding of hydraulics.
- Familiarity with relevant Federal, State, and Local regulations including CEQA and California Department of Public Health regulations; ability to interpret and apply laws, codes, and procedures.
- Familiarity with surveying and mapping principles.
- Familiarity with project management tasks including cost estimation and contract administration.
- Excellent verbal communications and customer service skills in English; strong professional/business writing skills in English including excellent grammar and punctuation (bilingual in Spanish is a plus).
- Strong organizational, time management, prioritization, and multi-tasking skills.
- Strong reasoning, analytical thinking, and problem-solving skills.
- Ability to perform technical engineering work including preparing, reading, and interpreting technical documents and reports including easement documents and contracts.
- Ability to analyze data, evaluate multiple options, and make recommendations regarding design, compliance/liability, cost effectiveness, reasonableness of requests, etc.
- Ability to work independently with little to no supervision in a fast-paced environment.
- Ability to work with a diverse population including customers and members of the public; District staff and Board of Directors; vendors; and outside consultants.
- Ability to form strong professional relationships with District staff and customers.

#### **Ability to:**

- Draft details of facilities from oral or written instructions;
- Operate AutoCAD and GIS programs;
- Compose documents in Word and create spreadsheets in Excel;
- Make neat and accurate drawings;
- Transpose accurate drawings and diagrams from data;
- Read, understand and apply moderately difficult materials;
- Maintain detailed engineering records;
- Make accurate mathematical calculations;
- Read, maps, plans and legal descriptions;
- Maintain accurate engineering and financial records;
- Operate a vehicle observing legal and defensive driving practices;
- Understand and carry out oral and written instructions;

## ASSOCIATE ENGINEER

- Establish and maintain effective relationships with those contacted in the course of work.

### **LICENSES AND CERTIFICATIONS**

- Possession of a valid and appropriate California driver's license.
- Possession of an Engineer in Training (EIT) Certificate issued by the State of California Board for Professional and Land Surveyors.
- Possession of a Water Distribution Operator Grade II (D2) and Water Treatment Operator Grade I (T2) is desirable.

### **EDUCATION, TRAINING AND EXPERIENCE**

**Education:** A Bachelor's or Master's Degree in Civil Engineering (preferred), or Mechanical Engineering with coursework related to water distribution systems.

**Training & Experience:** One to Three years of experience as an engineer, or engineering intern, preferably within the water/wastewater distribution industry.

### **PHYSICAL DEMANDS**

Walking:	Moves about on foot often through uneven terrain.
Carrying:	Transports objects by holding them in hands or arms.
Hands/Arms:	Signals for surveying duties, operates survey equipment, drafting instruments, computer and calculator.
Handling:	Seizes, holds or works with hands.
Reaching:	Extends hand and arms in any direction.
Lifting:	Raises or lowers surveying equipment and map books.
Stooping:	Bends body downward and forward by bending at knees or waist often while operating surveying equipment.
Climbing:	In and out of trenches; ascends and descends ladders up to 50 feet in height; ascends and descends slope of dam up to 100 feet.
Vision:	Reads written and video messages, specifically work tickets, legal descriptions, maps, distance and azimuth and operates District vehicles.
Talking:	Communicates by radio, telephone and in person.
Hearing:	Hears well enough for safety in and around construction sites and to receive communication by radio, telephone and in person.
Sitting:	Remains seated at computer desk for up to 9 hours per day; rides in District vehicles over rough terrain.



## ASSOCIATE ENGINEER

Standing: Surveys and provides customer service for up to 9 hours per day.

### **PHYSICAL STRENGTH**

Lifting: Up to 50 pounds daily; frequent exertion.

### **ENVIRONMENTAL CONDITIONS**

Noise: Works in conditions with constant or intermittent noise.

Temperature/Weather: Works outside with variations of temperature and weather.

This position may include periodic to frequent disagreeable working conditions including noise, dirt, fumes, vibration, heat, cold, dampness and hazardous chemicals.

### **PROTECTIVE DEVICES REQUIRED**

Hard hat, gloves, safety shoes, vest, hearing protection and seat belt.

### **SALARY RANGE**

26 = Possession of a California Engineer-In-Training (EIT) Certification.

29 = Possession of a Water Distribution Operator (D2) Certification and Water Treatment Operator (T2) Certification.

## **Proposed Salary Schedule**

**SALARY SCHEDULE**  
Effective July 1, 2024

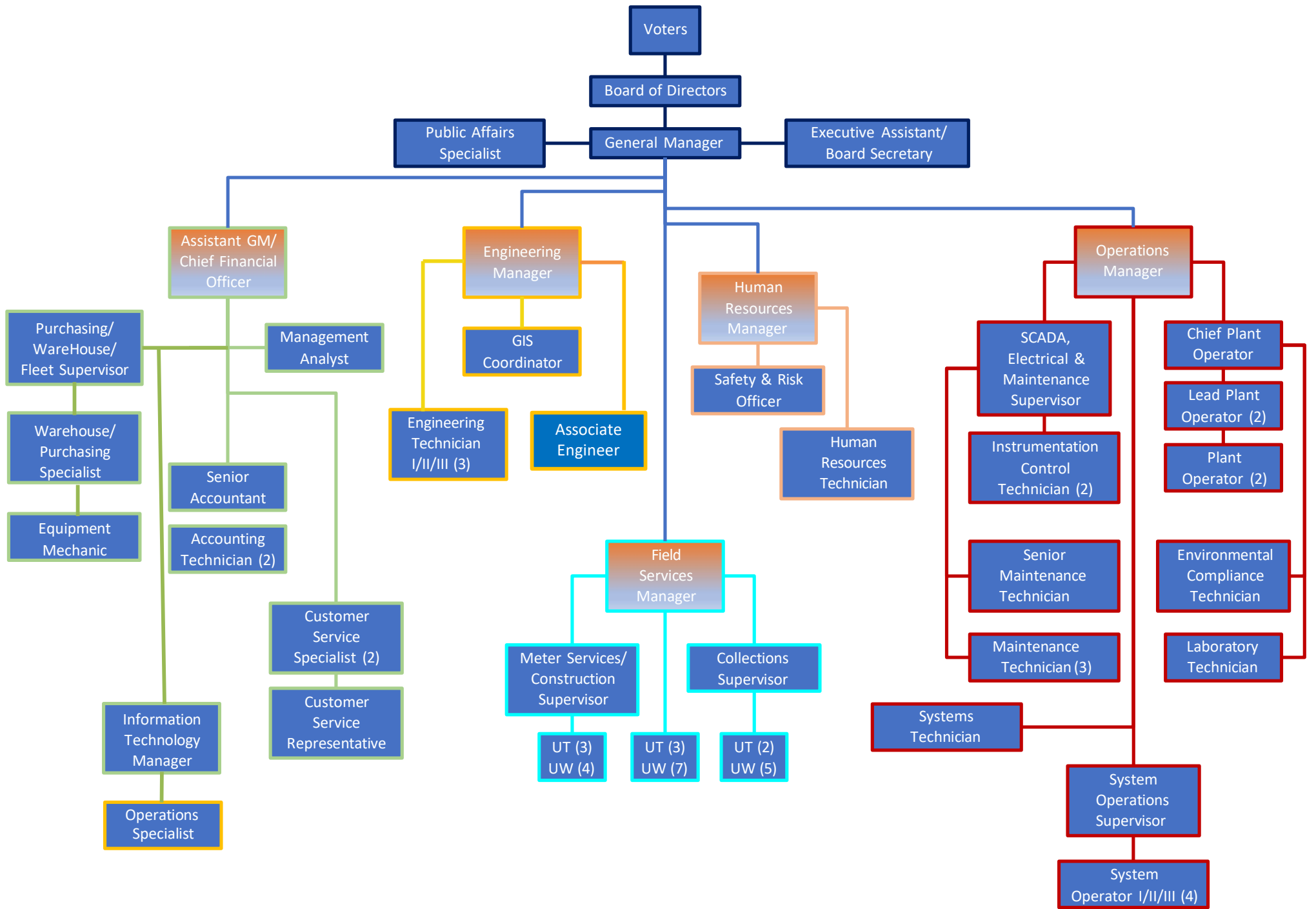
<b>Classification</b>	<b>Positions</b>	<b>Salary Range</b>
Accounting Technician I & II	2	12 / 16
<b>Associate Engineer</b>	<b>1</b>	<b>26-29</b>
Collection Supervisor	1	30 & 32
Construction Supervisor	1	32
Customer Service Representative I & II	1	7 / 11
Customer Service Specialist	2	17
Engineering Technician I, II & III	4	16-17 / 20-21 / 26-27
Environmental Compliance Technician	1	26 / 28
Equipment Mechanic	1	18
Executive Assistant/ Board Secretary	1	34
Geographical Information Systems (GIS) Coordinator	1	27
Human Resources Technician	1	16
Instrumentation, Electrical & Controls Technician I/II	2	20-21 / 25-28
Laboratory Technician I & II	1	20-21 / 24-25
Lead Plant Operator	2	27-28
Maintenance Technician I/II	1	18-20 / 21-24
Management Analyst	1	26
Operations Specialist	1	16-17
Plant Operator (I-T), I, II	2	11-12 / 17-18 / 21-22
Public Information Officer	1	25
Purchasing/Warehouse/Fleet Supervisor	1	34-35
Safety & Risk Officer	1	36-38
Senior Maintenance Technician	1	29-32
System Services Supervisor	1	32
System Operations Supervisor	1	35
Systems Operator I, II, III	4	18 / 22 / 26
Crew Leader (Water and Wastewater)	5	23-25
Utility Worker I, II, III (Water and Wastewater)	18	10-11 / 14-15 / 18-19
Warehouse/Purchasing Specialist	1	15-16
Water/Wastewater Operator I/II/III	1	12/19/26
<b><u>Management (Exempt)</u></b>		
General Manager	1	\$276,551
Assistant General Manager/CFO	1	60
Chief Plant Operator	1	35-36
Engineering Manager	1	54
Field Services Manager	1	49 & 51
Human Resources Manager	1	47
Information Technology Manager	1	36-37
Operations Manager	1	53
SCADA, Electrical & Maintenance Supervisor	1	34-35
Supervising Accountant	1	35-36
Systems Technician	1	29

Board Approved. Effective July 1, 2024

Range #	FY 24-25 Hourly Salary Range									
	Step A	Step B	Step C	Step D	Step E	Step F	Step G	Step H	Step I	Step J
1	\$24.37	\$24.98	\$25.61	\$26.25	\$26.90	\$27.58	\$28.26	\$28.97	\$29.70	\$30.44
2	\$24.98	\$25.61	\$26.25	\$26.90	\$27.58	\$28.26	\$28.97	\$29.70	\$30.44	\$31.19
3	\$25.61	\$26.25	\$26.90	\$27.58	\$28.26	\$28.97	\$29.70	\$30.44	\$31.19	\$31.98
4	\$26.25	\$26.90	\$27.58	\$28.26	\$28.97	\$29.70	\$30.44	\$31.19	\$31.98	\$32.78
5	\$26.90	\$27.58	\$28.26	\$28.97	\$29.70	\$30.44	\$31.19	\$31.98	\$32.78	\$33.60
6	\$27.58	\$28.26	\$28.97	\$29.70	\$30.44	\$31.19	\$31.98	\$32.78	\$33.60	\$34.44
7	\$28.26	\$28.97	\$29.70	\$30.44	\$31.19	\$31.98	\$32.78	\$33.60	\$34.44	\$35.30
8	\$28.97	\$29.70	\$30.44	\$31.19	\$31.98	\$32.78	\$33.60	\$34.44	\$35.30	\$36.18
9	\$29.70	\$30.44	\$31.19	\$31.98	\$32.78	\$33.60	\$34.44	\$35.30	\$36.18	\$37.08
10	\$30.44	\$31.19	\$31.98	\$32.78	\$33.60	\$34.44	\$35.30	\$36.18	\$37.08	\$38.01
11	\$31.19	\$31.98	\$32.78	\$33.60	\$34.44	\$35.30	\$36.18	\$37.08	\$38.01	\$38.96
12	\$31.98	\$32.78	\$33.60	\$34.44	\$35.30	\$36.18	\$37.08	\$38.01	\$38.96	\$39.94
13	\$32.78	\$33.60	\$34.44	\$35.30	\$36.18	\$37.08	\$38.01	\$38.96	\$39.94	\$40.93
14	\$33.60	\$34.44	\$35.30	\$36.18	\$37.08	\$38.01	\$38.96	\$39.94	\$40.93	\$41.96
15	\$34.44	\$35.30	\$36.18	\$37.08	\$38.01	\$38.96	\$39.94	\$40.93	\$41.96	\$43.01
16	\$35.30	\$36.18	\$37.08	\$38.01	\$38.96	\$39.94	\$40.93	\$41.96	\$43.01	\$44.08
17	\$36.18	\$37.08	\$38.01	\$38.96	\$39.94	\$40.93	\$41.96	\$43.01	\$44.08	\$45.19
18	\$37.08	\$38.01	\$38.96	\$39.94	\$40.93	\$41.96	\$43.01	\$44.08	\$45.19	\$46.32
19	\$38.01	\$38.96	\$39.94	\$40.93	\$41.96	\$43.01	\$44.08	\$45.19	\$46.32	\$47.47
20	\$38.96	\$39.94	\$40.93	\$41.96	\$43.01	\$44.08	\$45.19	\$46.32	\$47.47	\$48.66
21	\$39.94	\$40.93	\$41.96	\$43.01	\$44.08	\$45.19	\$46.32	\$47.47	\$48.66	\$49.87
22	\$40.93	\$41.96	\$43.01	\$44.08	\$45.19	\$46.32	\$47.47	\$48.66	\$49.87	\$51.13
23	\$41.96	\$43.01	\$44.08	\$45.19	\$46.32	\$47.47	\$48.66	\$49.87	\$51.13	\$52.40
24	\$43.01	\$44.08	\$45.19	\$46.32	\$47.47	\$48.66	\$49.87	\$51.13	\$52.40	\$53.71
25	\$44.08	\$45.19	\$46.32	\$47.47	\$48.66	\$49.87	\$51.13	\$52.40	\$53.71	\$55.05
26	\$45.19	\$46.32	\$47.47	\$48.66	\$49.87	\$51.13	\$52.40	\$53.71	\$55.05	\$56.42
27	\$46.32	\$47.47	\$48.66	\$49.87	\$51.13	\$52.40	\$53.71	\$55.05	\$56.42	\$57.84
28	\$47.47	\$48.66	\$49.87	\$51.13	\$52.40	\$53.71	\$55.05	\$56.42	\$57.84	\$59.29
29	\$48.66	\$49.87	\$51.13	\$52.40	\$53.71	\$55.05	\$56.42	\$57.84	\$59.29	\$60.76
30	\$49.87	\$51.13	\$52.40	\$53.71	\$55.05	\$56.42	\$57.84	\$59.29	\$60.76	\$62.28
31	\$51.13	\$52.40	\$53.71	\$55.05	\$56.42	\$57.84	\$59.29	\$60.76	\$62.28	\$63.84
32	\$52.40	\$53.71	\$55.05	\$56.42	\$57.84	\$59.29	\$60.76	\$62.28	\$63.84	\$65.44
33	\$53.71	\$55.05	\$56.42	\$57.84	\$59.29	\$60.76	\$62.28	\$63.84	\$65.44	\$67.07
34	\$55.05	\$56.42	\$57.84	\$59.29	\$60.76	\$62.28	\$63.84	\$65.44	\$67.07	\$68.75
35	\$56.42	\$57.84	\$59.29	\$60.76	\$62.28	\$63.84	\$65.44	\$67.07	\$68.75	\$70.47
36	\$57.84	\$59.29	\$60.76	\$62.28	\$63.84	\$65.44	\$67.07	\$68.75	\$70.47	\$72.23
37	\$59.29	\$60.76	\$62.28	\$63.84	\$65.44	\$67.07	\$68.75	\$70.47	\$72.23	\$74.03
38	\$60.76	\$62.28	\$63.84	\$65.44	\$67.07	\$68.75	\$70.47	\$72.23	\$74.03	\$75.90
39	\$62.28	\$63.84	\$65.44	\$67.07	\$68.75	\$70.47	\$72.23	\$74.03	\$75.90	\$77.79
40	\$63.84	\$65.44	\$67.07	\$68.75	\$70.47	\$72.23	\$74.03	\$75.90	\$77.79	\$79.74
41	\$65.44	\$67.07	\$68.75	\$70.47	\$72.23	\$74.03	\$75.90	\$77.79	\$79.74	\$81.73
42	\$67.07	\$68.75	\$70.47	\$72.23	\$74.03	\$75.90	\$77.79	\$79.74	\$81.73	\$83.77
43	\$68.75	\$70.47	\$72.23	\$74.03	\$75.90	\$77.79	\$79.74	\$81.73	\$83.77	\$85.86
44	\$70.47	\$72.23	\$74.03	\$75.90	\$77.79	\$79.74	\$81.73	\$83.77	\$85.86	\$88.02
45	\$72.23	\$74.03	\$75.90	\$77.79	\$79.74	\$81.73	\$83.77	\$85.86	\$88.02	\$90.21
46	\$74.03	\$75.90	\$77.79	\$79.74	\$81.73	\$83.77	\$85.86	\$88.02	\$90.21	\$92.46
47	\$75.90	\$77.79	\$79.74	\$81.73	\$83.77	\$85.86	\$88.02	\$90.21	\$92.46	\$94.78
48	\$77.79	\$79.74	\$81.73	\$83.77	\$85.86	\$88.02	\$90.21	\$92.46	\$94.78	\$97.16
49	\$79.74	\$81.73	\$83.77	\$85.86	\$88.02	\$90.21	\$92.46	\$94.78	\$97.16	\$99.58
50	\$81.73	\$83.77	\$85.86	\$88.02	\$90.21	\$92.46	\$94.78	\$97.16	\$99.58	\$102.07
51	\$83.77	\$85.86	\$88.02	\$90.21	\$92.46	\$94.78	\$97.16	\$99.58	\$102.07	\$104.62
52	\$85.86	\$88.02	\$90.21	\$92.46	\$94.78	\$97.16	\$99.58	\$102.07	\$104.62	\$107.24
53	\$88.02	\$90.21	\$92.46	\$94.78	\$97.16	\$99.58	\$102.07	\$104.62	\$107.24	\$109.91
54	\$90.21	\$92.46	\$94.78	\$97.16	\$99.58	\$102.07	\$104.62	\$107.24	\$109.91	\$112.67
55	\$92.46	\$94.78	\$97.16	\$99.58	\$102.07	\$104.62	\$107.24	\$109.91	\$112.67	\$115.48
56	\$94.78	\$97.16	\$99.58	\$102.07	\$104.62	\$107.24	\$109.91	\$112.67	\$115.48	\$118.36
57	\$97.16	\$99.58	\$102.07	\$104.62	\$107.24	\$109.91	\$112.67	\$115.48	\$118.36	\$121.33
58	\$99.58	\$102.07	\$104.62	\$107.24	\$109.91	\$112.67	\$115.48	\$118.36	\$121.33	\$124.36
59	\$102.07	\$104.62	\$107.24	\$109.91	\$112.67	\$115.48	\$118.36	\$121.33	\$124.36	\$127.47
60	\$104.62	\$107.24	\$109.91	\$112.67	\$115.48	\$118.36	\$121.33	\$124.36	\$127.47	\$130.66
61	\$107.24	\$109.91	\$112.67	\$115.48	\$118.36	\$121.33	\$124.36	\$127.47	\$130.66	\$133.92
62	\$109.91	\$112.67	\$115.48	\$118.36	\$121.33	\$124.36	\$127.47	\$130.66	\$133.92	\$137.27
63	\$112.67	\$115.48	\$118.36	\$121.33	\$124.36	\$127.47	\$130.66	\$133.92	\$137.27	\$140.70
64	\$115.48	\$118.36	\$121.33	\$124.36	\$127.47	\$130.66	\$133.92	\$137.27	\$140.70	\$144.21
65	\$118.36	\$121.33	\$124.36	\$127.47	\$130.66	\$133.92	\$137.27	\$140.70	\$144.21	\$147.82
66	\$121.33	\$124.36	\$127.47	\$130.66	\$133.92	\$137.27	\$140.70	\$144.21	\$147.82	\$151.52
67	\$124.36	\$127.47	\$130.66	\$133.92	\$137.27	\$140.70	\$144.21	\$147.82	\$151.52	\$155.31
68	\$127.47	\$130.66	\$133.92	\$137.27	\$140.70	\$144.21	\$147.82	\$151.52	\$155.31	\$159.19
69	\$130.66	\$133.92	\$137.27	\$140.70	\$144.21	\$147.82	\$151.52	\$155.31	\$159.19	\$163.17
70	\$133.92	\$137.27	\$140.70	\$144.21	\$147.82	\$151.52	\$155.31	\$159.19	\$163.17	\$167.25
71	\$137.27	\$140.70	\$144.21	\$147.82	\$151.52	\$155.31	\$159.19	\$163.17	\$167.25	\$171.43
72	\$140.70	\$144.21	\$147.82	\$151.52	\$155.31	\$159.19	\$163.17	\$167.25	\$171.43	\$175.72
73	\$144.21	\$147.82	\$151.52	\$155.31	\$159.19	\$163.17	\$167.25	\$171.43	\$175.72	\$180.11
74	\$147.82	\$151.52	\$155.31	\$159.19	\$163.17	\$167.25	\$171.43	\$175.72	\$180.11	\$184.62
75	\$151.52	\$155.31	\$159.19	\$163.17	\$167.25	\$171.43	\$175.72	\$180.11	\$184.62	\$189.23

Range #	FY 24-25 Bi-Weekly Salary Range									
	Step A	Step B	Step C	Step D	Step E	Step F	Step G	Step H	Step I	Step J
1	\$1,950	\$1,998	\$2,049	\$2,100	\$2,152	\$2,206	\$2,261	\$2,318	\$2,376	\$2,435
2	\$1,998	\$2,049	\$2,100	\$2,152	\$2,206	\$2,261	\$2,318	\$2,376	\$2,435	\$2,495
3	\$2,049	\$2,100	\$2,152	\$2,206	\$2,261	\$2,318	\$2,376	\$2,435	\$2,495	\$2,558
4	\$2,100	\$2,152	\$2,206	\$2,261	\$2,318	\$2,376	\$2,435	\$2,495	\$2,558	\$2,622
5	\$2,152	\$2,206	\$2,261	\$2,318	\$2,376	\$2,435	\$2,495	\$2,558	\$2,622	\$2,688
6	\$2,206	\$2,261	\$2,318	\$2,376	\$2,435	\$2,495	\$2,558	\$2,622	\$2,688	\$2,755
7	\$2,261	\$2,318	\$2,376	\$2,435	\$2,495	\$2,558	\$2,622	\$2,688	\$2,755	\$2,824
8	\$2,318	\$2,376	\$2,435	\$2,495	\$2,558	\$2,622	\$2,688	\$2,755	\$2,824	\$2,894
9	\$2,376	\$2,435	\$2,495	\$2,558	\$2,622	\$2,688	\$2,755	\$2,824	\$2,894	\$2,966
10	\$2,435	\$2,495	\$2,558	\$2,622	\$2,688	\$2,755	\$2,824	\$2,894	\$2,966	\$3,041
11	\$2,495	\$2,558	\$2,622	\$2,688	\$2,755	\$2,824	\$2,894	\$2,966	\$3,041	\$3,117
12	\$2,558	\$2,622	\$2,688	\$2,755	\$2,824	\$2,894	\$2,966	\$3,041	\$3,117	\$3,195
13	\$2,622	\$2,688	\$2,755	\$2,824	\$2,894	\$2,966	\$3,041	\$3,117	\$3,195	\$3,274
14	\$2,688	\$2,755	\$2,824	\$2,894	\$2,966	\$3,041	\$3,117	\$3,195	\$3,274	\$3,357
15	\$2,755	\$2,824	\$2,894	\$2,966	\$3,041	\$3,117	\$3,195	\$3,274	\$3,357	\$3,441
16	\$2,824	\$2,894	\$2,966	\$3,041	\$3,117	\$3,195	\$3,274	\$3,357	\$3,441	\$3,526
17	\$2,894	\$2,966	\$3,041	\$3,117	\$3,195	\$3,274	\$3,357	\$3,441	\$3,526	\$3,615
18	\$2,966	\$3,041	\$3,117	\$3,195	\$3,274	\$3,357	\$3,441	\$3,526	\$3,615	\$3,706
19	\$3,041	\$3,117	\$3,195	\$3,274	\$3,357	\$3,441	\$3,526	\$3,615	\$3,706	\$3,798
20	\$3,117	\$3,195	\$3,274	\$3,357	\$3,441	\$3,526	\$3,615	\$3,706	\$3,798	\$3,893
21	\$3,195	\$3,274	\$3,357	\$3,441	\$3,526	\$3,615	\$3,706	\$3,798	\$3,893	\$3,990
22	\$3,274	\$3,357	\$3,441	\$3,526	\$3,615	\$3,706	\$3,798	\$3,893	\$3,990	\$4,090
23	\$3,357	\$3,441	\$3,526	\$3,615	\$3,706	\$3,798	\$3,893	\$3,990	\$4,090	\$4,192
24	\$3,441	\$3,526	\$3,615	\$3,706	\$3,798	\$3,893	\$3,990	\$4,090	\$4,192	\$4,297
25	\$3,526	\$3,615	\$3,706	\$3,798	\$3,893	\$3,990	\$4,090	\$4,192	\$4,297	\$4,404
26	\$3,615	\$3,706	\$3,798	\$3,893	\$3,990	\$4,090	\$4,192	\$4,297	\$4,404	\$4,514
27	\$3,706	\$3,798	\$3,893	\$3,990	\$4,090	\$4,192	\$4,297	\$4,404	\$4,514	\$4,627
28	\$3,798	\$3,893	\$3,990	\$4,090	\$4,192	\$4,297	\$4,404	\$4,514	\$4,627	\$4,743
29	\$3,893	\$3,990	\$4,090	\$4,192	\$4,297	\$4,404	\$4,514	\$4,627	\$4,743	\$4,861
30	\$3,990	\$4,090	\$4,192	\$4,297	\$4,404	\$4,514	\$4,627	\$4,743	\$4,861	\$4,982
31	\$4,090	\$4,192	\$4,297	\$4,404	\$4,514	\$4,627	\$4,743	\$4,861	\$4,982	\$5,107
32	\$4,192	\$4,297	\$4,404	\$4,514	\$4,627	\$4,743	\$4,861	\$4,982	\$5,107	\$5,235
33	\$4,297	\$4,404	\$4,514	\$4,627	\$4,743	\$4,861	\$4,982	\$5,107	\$5,235	\$5,366
34	\$4,404	\$4,514	\$4,627	\$4,743	\$4,861	\$4,982	\$5,107	\$5,235	\$5,366	\$5,500
35	\$4,514	\$4,627	\$4,743	\$4,861	\$4,982	\$5,107	\$5,235	\$5,366	\$5,500	\$5,638
36	\$4,627	\$4,743	\$4,861	\$4,982	\$5,107	\$5,235	\$5,366	\$5,500	\$5,638	\$5,778
37	\$4,743	\$4,861	\$4,982	\$5,107	\$5,235	\$5,366	\$5,500	\$5,638	\$5,778	\$5,922
38	\$4,861	\$4,982	\$5,107	\$5,235	\$5,366	\$5,500	\$5,638	\$5,778	\$5,922	\$6,072
39	\$4,982	\$5,107	\$5,235	\$5,366	\$5,500	\$5,638	\$5,778	\$5,922	\$6,072	\$6,223
40	\$5,107	\$5,235	\$5,366	\$5,500	\$5,638	\$5,778	\$5,922	\$6,072	\$6,223	\$6,379
41	\$5,235	\$5,366	\$5,500	\$5,638	\$5,778	\$5,922	\$6,072	\$6,223	\$6,379	\$6,538
42	\$5,366	\$5,500	\$5,638	\$5,778	\$5,922	\$6,072	\$6,223	\$6,379	\$6,538	\$6,702
43	\$5,500	\$5,638	\$5,778	\$5,922	\$6,072	\$6,223	\$6,379	\$6,538	\$6,702	\$6,869
44	\$5,638	\$5,778	\$5,922	\$6,072	\$6,223	\$6,379	\$6,538	\$6,702	\$6,869	\$7,042
45	\$5,778	\$5,922	\$6,072	\$6,223	\$6,379	\$6,538	\$6,702	\$6,869	\$7,042	\$7,217
46	\$5,922	\$6,072	\$6,223	\$6,379	\$6,538	\$6,702	\$6,869	\$7,042	\$7,217	\$7,397
47	\$6,072	\$6,223	\$6,379	\$6,538	\$6,702	\$6,869	\$7,042	\$7,217	\$7,397	\$7,582
48	\$6,223	\$6,379	\$6,538	\$6,702	\$6,869	\$7,042	\$7,217	\$7,397	\$7,582	\$7,773
49	\$6,379	\$6,538	\$6,702	\$6,869	\$7,042	\$7,217	\$7,397	\$7,582	\$7,773	\$7,966
50	\$6,538	\$6,702	\$6,869	\$7,042	\$7,217	\$7,397	\$7,582	\$7,773	\$7,966	\$8,166
51	\$6,702	\$6,869	\$7,042	\$7,217	\$7,397	\$7,582	\$7,773	\$7,966	\$8,166	\$8,370
52	\$6,869	\$7,042	\$7,217	\$7,397	\$7,582	\$7,773	\$7,966	\$8,166	\$8,370	\$8,579
53	\$7,042	\$7,217	\$7,397	\$7,582	\$7,773	\$7,966	\$8,166	\$8,370	\$8,579	\$8,793
54	\$7,217	\$7,397	\$7,582	\$7,773	\$7,966	\$8,166	\$8,370	\$8,579	\$8,793	\$9,014
55	\$7,397	\$7,582	\$7,773	\$7,966	\$8,166	\$8,370	\$8,579	\$8,793	\$9,014	\$9,238
56	\$7,582	\$7,773	\$7,966	\$8,166	\$8,370	\$8,579	\$8,793	\$9,014	\$9,238	\$9,469
57	\$7,773	\$7,966	\$8,166	\$8,370	\$8,579	\$8,793	\$9,014	\$9,238	\$9,469	\$9,706
58	\$7,966	\$8,166	\$8,370	\$8,579	\$8,793	\$9,014	\$9,238	\$9,469	\$9,706	\$9,949
59	\$8,166	\$8,370	\$8,579	\$8,793	\$9,014	\$9,238	\$9,469	\$9,706	\$9,949	\$10,198
60	\$8,370	\$8,579	\$8,793	\$9,014	\$9,238	\$9,469	\$9,706	\$9,949	\$10,198	\$10,453
61	\$8,579	\$8,793	\$9,014	\$9,238	\$9,469	\$9,706	\$9,949	\$10,198	\$10,453	\$10,714
62	\$8,793	\$9,014	\$9,238	\$9,469	\$9,706	\$9,949	\$10,198	\$10,453	\$10,714	\$10,982
63	\$9,014	\$9,238	\$9,469	\$9,706	\$9,949	\$10,198	\$10,453	\$10,714	\$10,982	\$11,256
64	\$9,238	\$9,469	\$9,706	\$9,949	\$10,198	\$10,453	\$10,714	\$10,982	\$11,256	\$11,537
65	\$9,469	\$9,706	\$9,949	\$10,198	\$10,453	\$10,714	\$10,982	\$11,256	\$11,537	\$11,826
66	\$9,706	\$9,949	\$10,198	\$10,453	\$10,714	\$10,982	\$11,256	\$11,537	\$11,826	\$12,122
67	\$9,949	\$10,198	\$10,453	\$10,714	\$10,982	\$11,256	\$11,537	\$11,826	\$12,122	\$12,425
68	\$10,198	\$10,453	\$10,714	\$10,982	\$11,256	\$11,537	\$11,826	\$12,122	\$12,425	\$12,735
69	\$10,453	\$10,714	\$10,982	\$11,256	\$11,537	\$11,826	\$12,122	\$12,425	\$12,735	\$13,054
70	\$10,714	\$10,982	\$11,256	\$11,537	\$11,826	\$12,122	\$12,425	\$12,735	\$13,054	\$13,380
71	\$10,982	\$11,256	\$11,537	\$11,826	\$12,122	\$12,425	\$12,735	\$13,054	\$13,380	\$13,714
72	\$11,256	\$11,537	\$11,826	\$12,122	\$12,425	\$12,735	\$13,054	\$13,380	\$13,714	\$14,058
73	\$11,537	\$11,826	\$12,122	\$12,425	\$12,735	\$13,054	\$13,380	\$13,714	\$14,058	\$14,409
74	\$11,826	\$12,122	\$12,425	\$12,735	\$13,054	\$13,380	\$13,714	\$14,058	\$14,409	\$14,770
75	\$12,122	\$12,425	\$12,735	\$13,054	\$13,380	\$13,714	\$14,058	\$14,409	\$14,770	\$15,138

Range #	FY 24-25 Monthly Salary Range									
	Step A	Step B	Step C	Step D	Step E	Step F	Step G	Step H	Step I	Step J
1	\$4,224	\$4,330	\$4,439	\$4,550	\$4,663	\$4,781	\$4,898	\$5,021	\$5,148	\$5,276
2	\$4,330	\$4,439	\$4,550	\$4,663	\$4,781	\$4,898	\$5,021	\$5,148	\$5,276	\$5,406
3	\$4,439	\$4,550	\$4,663	\$4,781	\$4,898	\$5,021	\$5,148	\$5,276	\$5,406	\$5,543
4	\$4,550	\$4,663	\$4,781	\$4,898	\$5,021	\$5,148	\$5,276	\$5,406	\$5,543	\$5,682
5	\$4,663	\$4,781	\$4,898	\$5,021	\$5,148	\$5,276	\$5,406	\$5,543	\$5,682	\$5,824
6	\$4,781	\$4,898	\$5,021	\$5,148	\$5,276	\$5,406	\$5,543	\$5,682	\$5,824	\$5,970
7	\$4,898	\$5,021	\$5,148	\$5,276	\$5,406	\$5,543	\$5,682	\$5,824	\$5,970	\$6,119
8	\$5,021	\$5,148	\$5,276	\$5,406	\$5,543	\$5,682	\$5,824	\$5,970	\$6,119	\$6,271
9	\$5,148	\$5,276	\$5,406	\$5,543	\$5,682	\$5,824	\$5,970	\$6,119	\$6,271	\$6,427
10	\$5,276	\$5,406	\$5,543	\$5,682	\$5,824	\$5,970	\$6,119	\$6,271	\$6,427	\$6,588
11	\$5,406	\$5,543	\$5,682	\$5,824	\$5,970	\$6,119	\$6,271	\$6,427	\$6,588	\$6,753
12	\$5,543	\$5,682	\$5,824	\$5,970	\$6,119	\$6,271	\$6,427	\$6,588	\$6,753	\$6,923
13	\$5,682	\$5,824	\$5,970	\$6,119	\$6,271	\$6,427	\$6,588	\$6,753	\$6,923	\$7,095
14	\$5,824	\$5,970	\$6,119	\$6,271	\$6,427	\$6,588	\$6,753	\$6,923	\$7,095	\$7,273
15	\$5,970	\$6,119	\$6,271	\$6,427	\$6,588	\$6,753	\$6,923	\$7,095	\$7,273	\$7,455
16	\$6,119	\$6,271	\$6,427	\$6,588	\$6,753	\$6,923	\$7,095	\$7,273	\$7,455	\$7,641
17	\$6,271	\$6,427	\$6,588	\$6,753	\$6,923	\$7,095	\$7,273	\$7,455	\$7,641	\$7,833
18	\$6,427	\$6,588	\$6,753	\$6,923	\$7,095	\$7,273	\$7,455	\$7,641	\$7,833	\$8,029
19	\$6,588	\$6,753	\$6,923	\$7,095	\$7,273	\$7,455	\$7,641	\$7,833	\$8,029	\$8,228
20	\$6,753	\$6,923	\$7,095	\$7,273	\$7,455	\$7,641	\$7,833	\$8,029	\$8,228	\$8,434
21	\$6,923	\$7,095	\$7,273	\$7,455	\$7,641	\$7,833	\$8,029	\$8,228	\$8,434	\$8,644
22	\$7,095	\$7,273	\$7,455	\$7,641	\$7,833	\$8,029	\$8,228	\$8,434	\$8,644	\$8,863
23	\$7,273	\$7,455	\$7,641	\$7,833	\$8,029	\$8,228	\$8,434	\$8,644	\$8,863	\$9,083
24	\$7,455	\$7,641	\$7,833	\$8,029	\$8,228	\$8,434	\$8,644	\$8,863	\$9,083	\$9,310
25	\$7,641	\$7,833	\$8,029	\$8,228	\$8,434	\$8,644	\$8,863	\$9,083	\$9,310	\$9,542
26	\$7,833	\$8,029	\$8,228	\$8,434	\$8,644	\$8,863	\$9,083	\$9,310	\$9,542	\$9,779
27	\$8,029	\$8,228	\$8,434	\$8,644	\$8,863	\$9,083	\$9,310	\$9,542	\$9,779	\$10,026
28	\$8,228	\$8,434	\$8,644	\$8,863	\$9,083	\$9,310	\$9,542	\$9,779	\$10,026	\$10,277
29	\$8,434	\$8,644	\$8,863	\$9,083	\$9,310	\$9,542	\$9,779	\$10,026	\$10,277	\$10,532
30	\$8,644	\$8,863	\$9,083	\$9,310	\$9,542	\$9,779	\$10,026	\$10,277	\$10,532	\$10,795
31	\$8,863	\$9,083	\$9,310	\$9,542	\$9,779	\$10,026	\$10,277	\$10,532	\$10,795	\$11,066
32	\$9,083	\$9,310	\$9,542	\$9,779	\$10,026	\$10,277	\$10,532	\$10,795	\$11,066	\$11,343
33	\$9,310	\$9,542	\$9,779	\$10,026	\$10,277	\$10,532	\$10,795	\$11,066	\$11,343	\$11,625
34	\$9,542	\$9,779	\$10,026	\$10,277	\$10,532	\$10,795	\$11,066	\$11,343	\$11,625	\$11,917
35	\$9,779	\$10,026	\$10,277	\$10,532	\$10,795	\$11,066	\$11,343	\$11,625	\$11,917	\$12,215
36	\$10,026	\$10,277	\$10,532	\$10,795	\$11,066	\$11,343	\$11,625	\$11,917	\$12,215	\$12,520
37	\$10,277	\$10,532	\$10,795	\$11,066	\$11,343	\$11,625	\$11,917	\$12,215	\$12,520	\$12,832
38	\$10,532	\$10,795	\$11,066	\$11,343	\$11,625	\$11,917	\$12,215	\$12,520	\$12,832	\$13,156
39	\$10,795	\$11,066	\$11,343	\$11,625	\$11,917	\$12,215	\$12,520	\$12,832	\$13,156	\$13,484
40	\$11,066	\$11,343	\$11,625	\$11,917	\$12,215	\$12,520	\$12,832	\$13,156	\$13,484	\$13,822
41	\$11,343	\$11,625	\$11,917	\$12,215	\$12,520	\$12,832	\$13,156	\$13,484	\$13,822	\$14,167
42	\$11,625	\$11,917	\$12,215	\$12,520	\$12,832	\$13,156	\$13,484	\$13,822	\$14,167	\$14,520
43	\$11,917	\$12,215	\$12,520	\$12,832	\$13,156	\$13,484	\$13,822	\$14,167	\$14,520	\$14,882
44	\$12,215	\$12,520	\$12,832	\$13,156	\$13,484	\$13,822	\$14,167	\$14,520	\$14,882	\$15,257
45	\$12,520	\$12,832	\$13,156	\$13,484	\$13,822	\$14,167	\$14,520	\$14,882	\$15,257	\$15,636
46	\$12,832	\$13,156	\$13,484	\$13,822	\$14,167	\$14,520	\$14,882	\$15,257	\$15,636	\$16,026
47	\$13,156	\$13,484	\$13,822	\$14,167	\$14,520	\$14,882	\$15,257	\$15,636	\$16,026	\$16,429
48	\$13,484	\$13,822	\$14,167	\$14,520	\$14,882	\$15,257	\$15,636	\$16,026	\$16,429	\$16,841
49	\$13,822	\$14,167	\$14,520	\$14,882	\$15,257	\$15,636	\$16,026	\$16,429	\$16,841	\$17,261
50	\$14,167	\$14,520	\$14,882	\$15,257	\$15,636	\$16,026	\$16,429	\$16,841	\$17,261	\$17,692
51	\$14,520	\$14,882	\$15,257	\$15,636	\$16,026	\$16,429	\$16,841	\$17,261	\$17,692	\$18,134
52	\$14,882	\$15,257	\$15,636	\$16,026	\$16,429	\$16,841	\$17,261	\$17,692	\$18,134	\$18,588
53	\$15,257	\$15,636	\$16,026	\$16,429	\$16,841	\$17,261	\$17,692	\$18,134	\$18,588	\$19,051
54	\$15,636	\$16,026	\$16,429	\$16,841	\$17,261	\$17,692	\$18,134	\$18,588	\$19,051	\$19,529
55	\$16,026	\$16,429	\$16,841	\$17,261	\$17,692	\$18,134	\$18,588	\$19,051	\$19,529	\$20,017
56	\$16,429	\$16,841	\$17,261	\$17,692	\$18,134	\$18,588	\$19,051	\$19,529	\$20,017	\$20,516
57	\$16,841	\$17,261	\$17,692	\$18,134	\$18,588	\$19,051	\$19,529	\$20,017	\$20,516	\$21,031
58	\$17,261	\$17,692	\$18,134	\$18,588	\$19,051	\$19,529	\$20,017	\$20,516	\$21,031	\$21,556
59	\$17,692	\$18,134	\$18,588	\$19,051	\$19,529	\$20,017	\$20,516	\$21,031	\$21,556	\$22,095
60	\$18,134	\$18,588	\$19,051	\$19,529	\$20,017	\$20,516	\$21,031	\$21,556	\$22,095	\$22,648
61	\$18,588	\$19,051	\$19,529	\$20,017	\$20,516	\$21,031	\$21,556	\$22,095	\$22,648	\$23,213
62	\$19,051	\$19,529	\$20,017	\$20,516	\$21,031	\$21,556	\$22,095	\$22,648	\$23,213	\$23,793
63	\$19,529	\$20,017	\$20,516	\$21,031	\$21,556	\$22,095	\$22,648	\$23,213	\$23,793	\$24,388
64	\$20,017	\$20,516	\$21,031	\$21,556	\$22,095	\$22,648	\$23,213	\$23,793	\$24,388	\$24,996
65	\$20,516	\$21,031	\$21,556	\$22,095	\$22,648	\$23,213	\$23,793	\$24,388	\$24,996	\$25,622
66	\$21,031	\$21,556	\$22,095	\$22,648	\$23,213	\$23,793	\$24,388	\$24,996	\$25,622	\$26,263
67	\$21,556	\$22,095	\$22,648	\$23,213	\$23,793	\$24,388	\$24,996	\$25,622	\$26,263	\$26,920
68	\$22,095	\$22,648	\$23,213	\$23,793	\$24,388	\$24,996	\$25,622	\$26,263	\$26,920	\$27,593
69	\$22,648	\$23,213	\$23,793	\$24,388	\$24,996	\$25,622	\$26,263	\$26,920	\$27,593	\$28,283
70	\$23,213	\$23,793	\$24,388	\$24,996	\$25,622	\$26,263	\$26,920	\$27,593	\$28,283	\$28,990
71	\$23,793	\$24,388	\$24,996	\$25,622	\$26,263	\$26,920	\$27,593	\$28,283	\$28,990	\$29,715
72	\$24,388	\$24,996	\$25,622	\$26,263	\$26,920	\$27,593	\$28,283	\$28,990	\$29,715	\$30,458
73	\$24,996	\$25,622	\$26,263	\$26,920	\$27,593	\$28,283	\$28,990	\$29,715	\$30,458	\$31,219
74	\$25,622	\$26,263	\$26,920	\$27,593	\$28,283	\$28,990	\$29,715	\$30,458	\$31,219	\$32,001
75	\$26,263	\$26,920	\$27,593	\$28,283	\$28,990	\$29,715	\$30,458	\$31,219	\$32,001	\$32,800



MEMO

**TO:** Board of Directors  
**FROM:** Fiscal Policy and Insurance Committee  
**DATE:** January 27, 2025  
**SUBJECT:** Mid-Year Operating Budget Update

Purpose

Provide the Committee with a mid-year Operating Budget expenditures update to evaluate the District’s financial performance for the first half of the year and identify any potential budget overages.

Summary

With the first half of the fiscal year complete, a detailed analysis of the District’s operating and capital spending levels and trends was prepared for the Committee. The goal of this analysis is to update year-end projected expenditures and compare them to the Budget. The year-end projections are updated based upon discussions and input from the various District managers. The table below shows the breakdown of the District’s operating expenditures.

District Operating Budget Total								
	BENEFITS		LABOR		NON-LABOR		TOTAL	
	Budget	YE Projection	Budget	YE Projection	Budget	YE Projection	Budget	YE Projection
	\$ 4,835,681	\$ 4,829,860	\$ 7,318,240	\$ 7,133,142	\$ 9,258,491	\$ 8,849,984	\$ 21,412,412	\$ 20,812,986
Variance	\$ 5,820	0.1%	\$ 185,099	2.5%	\$ 408,506	4.4%	\$ 599,425	2.8%

Overall, projected year-end operating expenditures are trending just under budget with an Operating Budget savings of \$599,425 or 2.8% under budget.

- **Benefits:** Projected year-end Benefit expenditures are in line with the Budget.
- **Labor:** The labor savings is driven by vacancy and overtime savings.
- **Non-Labor:** Non-labor costs related to the Administration division’s legal and professional services are under budget. Water and Wastewater utility and chemical savings are projected to be under budget.

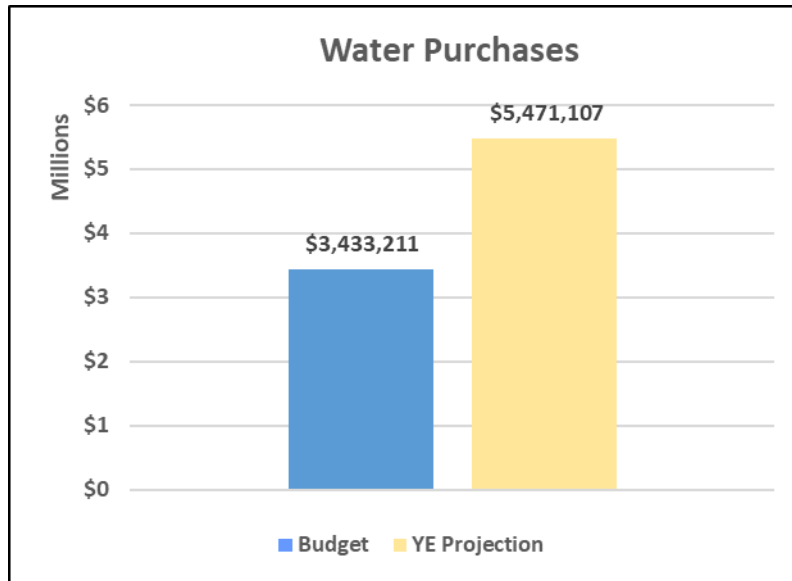
Attachment A provides a summary of Administrative, Water, Wastewater and Recycled Water Services Operating Budget and year end projections. This provides summary level data on each of the Services and their spending pattern. Staff will continue to monitor expenditures and keep the Committee and Board up to date on any emerging trends.

While annual water sales are projected to be in line with the Budgeted level, the Water Purchase expense is expected to be over Budget due to increases in the amount of water purchased from Eastern Municipal Water District (EMWD). Operational issues at Camp




Pendleton (CPEN) are reducing their water deliveries, which increases the District's EMWD water purchases.

A slight adjustment was made to the District's 2024 Water Revenue Bonds debt service schedule due to a miscalculation. As a result, the Debt service appropriations will need to be increased slightly in the spring to reflect the increase in interest expense.



The updated Capital Improvement Project (CIP) projected expenditures are shown below. The CIP Program is anticipated to complete the year close to budget, potentially slightly over budget. Staff will closely monitor and provide updates as the second half of the year progresses.



Recommended Action

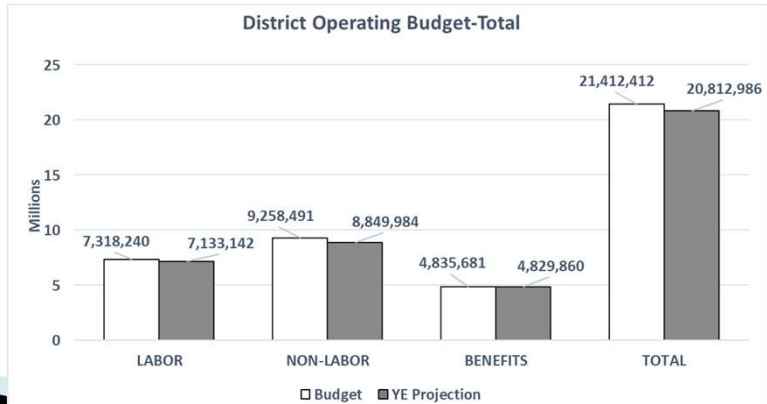
This item is for discussion only. No action is required.

# Attachment A

## District Operating Budget Overview

- ▶ Tracking Budget
- ▶ Slight savings projected – 2.8%
  - Labor–
    - Vacancies & OT Savings
  - Non–Labor–
    - Admin–Legal & Prof. Services
    - Water & Wastewater–Utility and Chemicals

District Operating Budget Total				
	Budget	YE Projection	Savings	Variance %
LABOR	7,318,240	7,133,142	185,099	2.5%
NON-LABOR	9,258,491	8,849,984	408,506	4.4%
BENEFITS	4,835,681	4,829,860	5,820	0.1%
<b>TOTAL</b>	<b>21,412,412</b>	<b>20,812,986</b>	<b>599,425</b>	<b>2.8%</b>

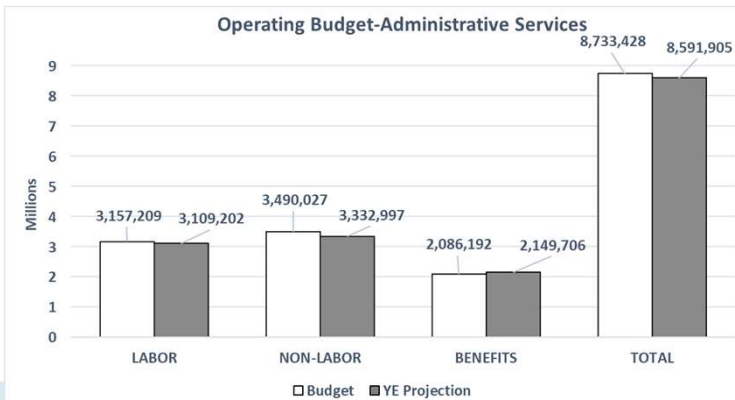


1

## Operating Budget–Administrative Services

- ▶ Labor on track with budget
- ▶ Benefit allocation slightly over budget
- ▶ Non–Labor Savings
  - GM– \$80K Legal savings
  - Risk Safety–\$80K Legal and Professional services savings

Operating Budget-Administrative Services				
	Budget	YE Projection	Savings/ (Deficit)	Variance %
LABOR	3,157,209	3,109,202	48,006	1.5%
NON-LABOR	3,490,027	3,332,997	157,031	4.5%
BENEFITS	2,086,192	2,149,706	(63,514)	-3.0%
<b>TOTAL</b>	<b>8,733,428</b>	<b>8,591,905</b>	<b>141,523</b>	<b>1.6%</b>

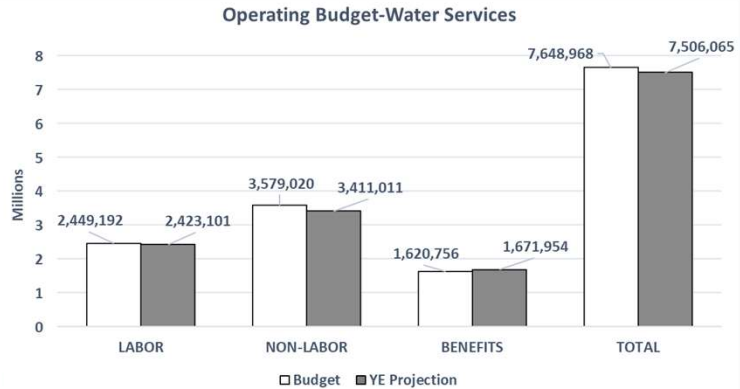


2

## Operating Budget–Water Services

- ▶ Labor on track
- ▶ Benefit allocation slightly over budget
- ▶ Non-Labor Net Savings Breakdown
  - Savings
    - Treatment Plant savings for Utilities \$250K and Chemicals \$165K for reduced CPEN deliveries
  - Over Budget
    - Sys. Services–\$200K Paving for emergency repairs and \$45K Materials for radio antenna kits for meters

Operating Budget-Water Services				
	Budget	YE Projection	Savings/ (Deficit)	Variance %
<b>LABOR</b>	2,449,192	2,423,101	26,092	1.1%
<b>NON-LABOR</b>	3,579,020	3,411,011	168,009	4.7%
<b>BENEFITS</b>	1,620,756	1,671,954	(51,198)	-3.2%
<b>TOTAL</b>	<b>7,648,968</b>	<b>7,506,065</b>	<b>142,903</b>	<b>1.9%</b>



3

## Operating Budget–Wastewater Services

- ▶ Labor Savings due to partial vacancy and increase CIP activity
- ▶ Benefit allocation under budget
- ▶ Non-Labor Savings
  - Collection–\$50K Utility savings due to SDG&E rate changes; \$17K Chemical savings due to Anthony’s Corner offline ½ of year

Operating Budget-Wastewater Services				
	Budget	YE Projection	Savings/ (Deficit)	Variance %
<b>LABOR</b>	1,467,256	1,426,191	41,066	2.8%
<b>NON-LABOR</b>	1,434,076	1,366,853	67,223	4.7%
<b>BENEFITS</b>	969,520	903,997	65,523	6.8%
<b>TOTAL</b>	<b>3,870,852</b>	<b>3,697,040</b>	<b>173,812</b>	<b>4.5%</b>

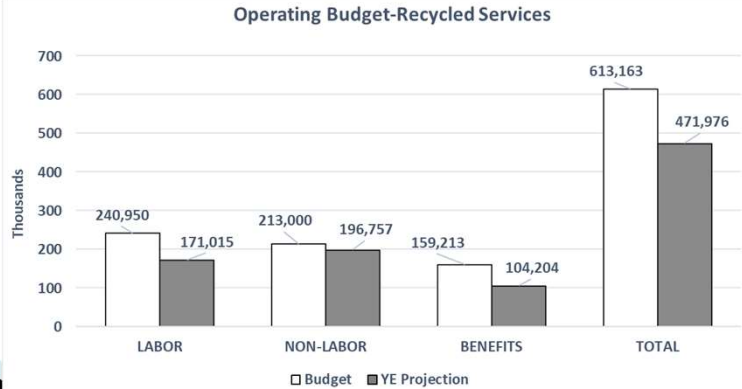


4

## Operating Budget–Recycled Water Services

- ▶ Labor Savings due to increased CIP activity and vacancy savings
- ▶ Benefit allocation under budget
- ▶ Non-Labor Savings
  - \$12K Utility savings due to SDG&E rate changes

Operating Budget-Recycled Water Services				
	Budget	YE Projection	Savings/ (Deficit)	Variance %
<b>LABOR</b>	240,950	171,015	69,935	29.0%
<b>NON-LABOR</b>	213,000	196,757	16,243	7.6%
<b>BENEFITS</b>	159,213	104,204	55,009	34.6%
<b>TOTAL</b>	<b>613,163</b>	<b>471,976</b>	<b>141,187</b>	<b>23.0%</b>

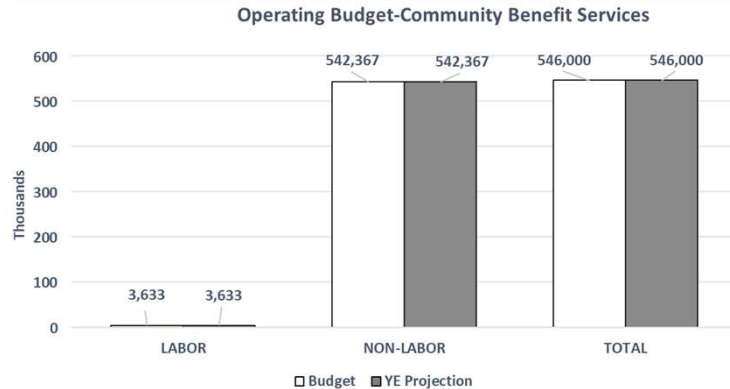


5

## Operating Budget–Community Benefit Program

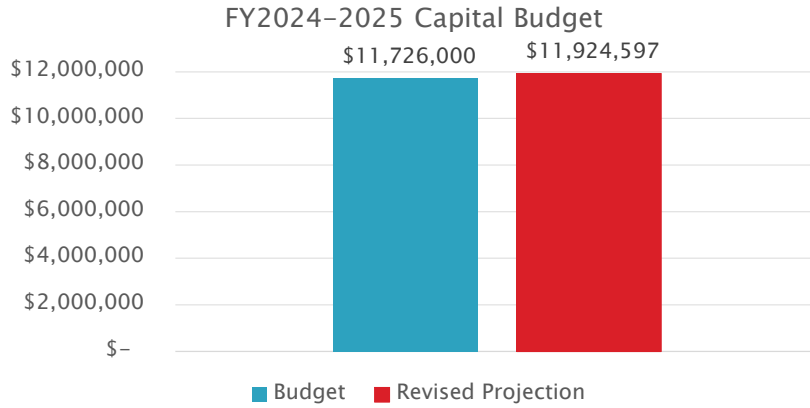
- ▶ On track with Budget

Operating Budget-Community Benefit Program				
	Budget	YE Projection	Variance	Variance %
<b>LABOR</b>	3,633	3,633	-	0.0%
<b>NON-LABOR</b>	542,367	542,367	-	0.0%
<b>TOTAL</b>	<b>546,000</b>	<b>546,000</b>	-	<b>0.0%</b>



6

## Capital Improvement Projects Projected Year-End



- The CIP Program is anticipated to complete the year close to budget, potentially slightly over budget. Staff will closely monitor and provide updates as the second half of the year progresses.

**M E M O**

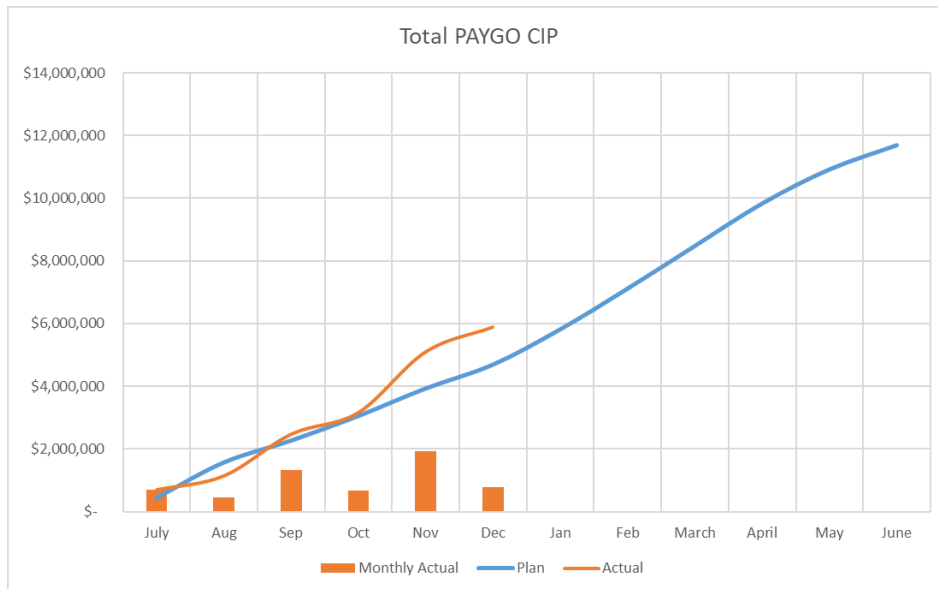
**TO:** Board of Directors  
**FROM:** Engineering & Operations Manager  
**DATE:** January 27, 2025  
**SUBJECT:** FY24-25 Capital Projects Update

Description

Update on the progress of the capital projects planned for the current fiscal year. The reported expenditures shown are through December 2024.

Purpose

Through the first six months of fiscal year 2025, the CIP execution has proceeded slightly ahead of plan. As is typical, there have been some changes to priorities and project cost expectations, but they are not anticipated to impact the overall CIP budget at this time. Project specific information is provided below. Staff will continue to provide updates as the year progresses.



Through December, the Water CIP PAYGO budget is approximately 53% expended. Significant projects include:

- Mainline Valve Replacements – Ongoing, on track to meet annual goal.
- Ross Lake Pipeline Replacement – 2,600 linear feet of pipeline replacement, completed in August 2024.
- Via Arroyo Pipeline Replacement – 5,500 linear feet of pipeline replacement, on track to be completed in February 2025.

- Kauffman Isolation Valve Replacement – Construction began in November and is expected to be completed by April 2025.
- Rattlesnake Tank Site Improvements – Project was awarded in October. Construction will begin in February, and is anticipated to be completed in July.
- Downtown Pipeline Replacement – Design is ongoing for over 9,000 linear feet of pipe. The project will be bid and awarded in early 2025, but will most likely not begin construction until the early part of next fiscal year.
- 8 MG Tank Chlorination Station – Procurement initiated. Anticipated completion in Fall 2025.
- Toyon and De Luz Pump Stations – Toyon pump is currently being built by FPUD field crews and the needed pipeline extension is scheduled to be installed in March and April. The new Toyon pump is expected to be completed before the end of the fiscal year. The De Luz Pump, which will actually consist of two separate pump stations will be contracted for procurement and installation before the end of the fiscal year, but the majority of construction will occur in the following fiscal year. FPUD crews installed a temporary pump to enable some SMRCUP water to be pumped to De Luz before the permanent pump stations are completed. The process piping and electrical components of the temporary pump will be repurposed for the permanent pump station when installed.
- Emergency Pipeline Replacements – Approximately 1,200 linear feet of pipe that was prioritized due to recent emergency shutdowns requiring isolated sections of mainline and high-lining. Work has already begun and is anticipated to be completed by March.
- Santa Margarita River Groundwater Treatment Plant Emergency Backup Generator – The District was awarded a grant to fund \$1.2M dollars towards a backup generator at the treatment plant. This project was not budgeted for the current year. The majority of the design was completed previously as part of the grant application. Staff will work to complete the design and solicit bids. But by the time the project is awarded and procurement completed, the majority of the costs (to be reimbursed by the awarded grant) are expected to be part of next year’s budget.

	<b>Goal</b>	<b>Progress to Date</b>
<b>Pipeline (linear feet)</b>	9,000	3,300
<b>Valves Replaced</b>	100	49

Through October, the Wastewater CIP PAYGO budget is approximately 40% expended. Significant projects include:

- Outfall Air-Vac/Drain Replacements – FPUD field crews have been working to replace aging valves on the outfall line. Planned replacements for the fiscal year were completed in November.
- WRP Mechanical Equipment Replacements – Ongoing routine replacements for mechanical equipment are progressing as planned. FPUD staff are currently focused on rehabilitating the secondary clarifiers.

- Main Avenue Sewer Main Replacement – This project, replacing approximately 700 linear feet of sewer main was awarded in July and began construction in November. It is expected to be completed by February.
- Sewer Main Relining – This project, relining over 2,000 linear feet of sewer main, was awarded in December, and is expected to be completed in the second half of the fiscal year.
- WRP Inlet Creek Crossing – The original project design was deemed infeasible based on high bid prices. Staff intend to modify the approach and re-bid. No progress to date. This may end up being deferred to the following year.
- WRP Chlorine Building Scrubber Replacement – The scrubber equipment has been ordered and is anticipated to be delivered in May. Staff are finishing the installation plan and will contract for installation when the equipment is delivered in the Spring.
- Anthony’s Corner Lift Station Pump Replacements – Pumps have been ordered and are expected to be delivered and installed in January.
- WRP Centrifuge Replacement – The reclamation plant has two centrifuge units. Both of them have experienced operational issues. Staff had planned to replace one of the units this fiscal year. On closer analysis, both units are repairable at much lower cost than replacement and are expected to perform reliably for many more years after repair.
- Overland Trail Lift Station Pump Replacements – Due to ongoing issues with the OTLS pumps, staff have initiated the process of replacing the pumps with a more reliable option.
- Vactor Truck Replacement – Delivered in September.

Through October, there have not been any expenditures on the Recycled Water CIP. Significant projects include:

- Tertiary Filter Valve Replacements – Staff plan to contract for replacement of the valves at the outlet of the tertiary filters. These valves are difficult to access deep in the filter structure vaults. The cost for full replacement was higher than anticipated. Three of the most critical valves will be replaced during the second half of the year, and the remaining will be scheduled for the following fiscal year.
- Recycled Pump Replacement – Staff have been strategically rebuilding the pumps at the recycled water pump station. Two pumps were rebuilt last year, with two remaining to be rebuilt. At least one of the remaining pumps is expected to be rebuilt before the end of the year.

Through October, the Administrative CIP PAYGO budget is approximately 69% expended. Significant projects include:

- Electric Vehicle Charging Stations – The charging stations have been installed, but need the switchgear installed to be operational. There was a delay in delivery of the switchgear, but it is expected to be installed by February 2025.
- Enterprise Resource Planning Software Replacement – Staff have begun the planning process to replace the District’s ERP software with the goal of selecting a replacement by the end of the fiscal year and implementing the change in the coming fiscal year.



Budgetary Impact

No budgetary impact; the capital program is currently tracking within the planned budget, even with the changes in priority.

Recommended Action

For discussion only; no recommended action.

**M E M O**

**TO:** Board of Directors  
**FROM:** Personnel Committee  
**DATE:** January 27, 2025  
**SUBJECT:** Establishment of a Regional Leadership Development Program for Orange, San Diego, and Riverside Counties

---

Purpose

To enter into a Memorandum Understanding (MOU) for establishment of a Regional Leadership Development Program for Orange, San Diego, and Riverside Counties.

Summary

The District, in partnership with a number of agencies, is participating in the development of a multi-component leadership program that will serve the operational needs of several agencies across the Orange, San Diego, and Riverside counties. This initiative is an important step in enhancing the capacity of our employees and fostering collaboration across agencies. The program will be designed to provide both practical tools and valuable networking opportunities, equipping staff with leadership skills essential for success in their current roles and for future advancement.

The leadership program is a comprehensive leadership development track that will be open to staff members from multiple participating agencies across the region. The program will focus on developing general leadership skills such as strategic thinking, change management, and emotional intelligence. Additionally, the program will introduce a mentorship initiative, allowing participants to engage with peers from other agencies. This mentorship will facilitate cross-agency learning, sharing of best practices, and provide staff with access to diverse perspectives on leadership. Through this collaborative approach, we aim to build a strong regional leadership network. The program will be 6 months in duration and a new cohort will begin approximately every 6 months.

The Districts will leverage existing programs developed by Rancho California Water District and Elsinore Valley Municipal Water District in developing and administering this program. We will work closely with all participating agencies to ensure the curriculum meets the needs of all stakeholders and is scalable across multiple regions. The program will be managed collectively, with a shared commitment to supporting leadership growth and fostering a collaborative work environment.

Budgetary Impact

To formalize our commitment to this initiative, the District's General Manager will enter into a Memorandum of Understanding (MOU). This MOU will provide clear expectations and responsibilities, which will include shared costs that are within the General Manager's signing authority.

Recommended Action

This item is for information only.

# Memorandum of Understanding (MOU) for Regional Employee Leadership Training and Mentorship

## I. Introduction

The purpose of this Memorandum of Understanding (MOU) is to establish a collaborative partnership among the participating water agencies, collectively referred to as the "Regional Partners," to work collaboratively on employee leadership training and a mentorship program. By working together, the Regional Partners aim to leverage expertise within each organization that strengthen the skills and knowledge of their employees to benefit their customers.

## II. Parties to the MOU

This MOU is entered into on [Date] by and among the following water agencies, which constitute the Regional Partners for the program:

- a. Rancho California Water District
- b. Fallbrook Public Utility District
- c. Rainbow Municipal Water District
- d. Valley Center Municipal Water District
- e. Elsinore Valley Municipal Water District
- f. Santa Margarita?
- g. Oceanside?

## III. Background

The Regional Partners face several common workforce challenges with a purpose to ensure the next generation of leaders have the skills, knowledge and ability to fulfil the key supervisory and management roles at each agency. By collaborating as a region to develop a leadership and mentorship program and leveraging the knowledge within the employees' resources at each agency, the agencies will be able to deliver a more effective program for their employees.

## IV. Program Description

The Regional Leadership Training and Mentorship Program (Program) will pool resources from each participating agency to work collaboratively towards achieving common employee training and support goals.

## V. Funding and Resources

Each agency will be involved in helping develop and administer the program and allocate staff to help with administration, provide training and provide mentors. Where outside resources are used to help develop the program or provide trainings, the cost will be shared among the parties involved in those specific trainings. The allocation of costs for outside resources that will be shared among the parties will be agreed among all the parties involved before the costs are incurred.

## **VI. Timeline**

The initial term of this MOU will be three years, starting on April 1, 2025, and ending on January 30, 2027.

## **VII. Roles and Responsibilities**

The Regional Partners will work together to develop a Regional Leadership Training and Mentorship Program that will include:

- i. Leadership Training Curriculum Modules for supervisors and managers.
  1. The modules will cover all key aspects of being a successful manager or supervisor including:
    - a. General Leadership Skills
    - b. Emotional Intelligence
    - c. Common organizational issues
    - d. Coaching and Mentoring
    - e. Human Resources
    - f. Finance
    - g. Communications
    - h. Ethics
  2. The regional partners will work to hold joint curriculum modules with different agencies within the regional program so a broader perspective can be achieved. For the majority of the modules it is anticipated that leadership from one of the other regional agencies will lead the program. For certain modules outside trainers or experts may be utilized as determined by the regional partners.
- ii. A regional mentorship program will include:
  1. Approach to identify some of the key support needs of current and future supervisors and managers
  2. Identify key employees to serve in a mentorship role and identify key skills, abilities and experience
  3. Process to pair the employees and mentors based on best fit.
  4. Process to monitor and ensure outcomes from the Program.

## **VIII. Legal and Regulatory Compliance**

All Regional Partners will individually adhere to applicable laws, regulations, and standards, including those specified in any grant agreements. Each Participant agrees to hold harmless and indemnify the other Participants and the program against any claims, liabilities, losses, damages, costs, and expenses, including legal fees, arising out of or related to their actions or omissions in connection with the program, to the extent permitted by law. This provision shall survive the termination of this MOU.

## **IX. Termination and Amendment**

- a. Notice of Termination: A Participant wishing to terminate their involvement in this MOU shall provide written notice to all other Regional Partners prior to May 30th to terminate participation in the Program for the upcoming fiscal year. The notice shall specify the reasons for termination, the intended termination date, and any proposed steps for consultation and resolution, if applicable.
- b. Termination: The termination will become effective at the start of the fiscal year, and the Participant requesting termination will be removed from the work plan and any employees participation in the program will cease.
- c. Amendment: If the activities required during the period of the work plan are significantly different than the adopted work plan, the parties shall work together to amend the work plan and associated cost allocation.

## **X. Signatures**

- a. Rancho California Water District
- b. Fallbrook Public Utility District
- c. Rainbow Municipal Water District
- d. Valley Center Municipal Water District
- e. Elsinore Valley MWD
- f. Santa Margarita?
- g. Oceanside?

## **XI. Attachments**

## M E M O

**TO:** Board of Directors  
**FROM:** Aaron Cook, Engineering Manager  
**DATE:** January 27, 2025  
**SUBJECT:** Update of Emergency Declaration for Pipe Repair on Beaver Creek Lane, Josten Way, and W Fallbrook Street

---

Description

California Public Contract Code Section 22050 authorizes special contracting procedures in case of an emergency; the General Manager may take immediate action required by the emergency to procure the necessary equipment, services, and supplies for those purposes, without giving notice for bids. However, the GM must report to the Board of Directors with an update at each regularly scheduled meeting to determine that there is a need to continue the action. When the Board reviews the emergency action, it shall terminate the action at the earliest possible date that conditions warrant so that the remainder of the emergency action may be completed by giving notice for bids to let contracts. In the March 2023 meeting of the board, three prequalified contractors were approved for on-call emergency pipeline repair services.

Purpose

Multiple recent leaks have occurred on sections of existing water main on Beaver Creek Lane, Josten Way, and W Fallbrook Street, resulting in repeated emergency shutdowns in these areas, isolated mainline, and high-lined services. To restore reliable service, staff have engaged SCW Contracting Corp, one of the prequalified contractors for emergency repairs, per the on-call emergency pipeline repair services procedures. The targeted area consists of approximately 800 linear feet of 16-inch water main on Beaver Creek Lane, 400 linear feet of 6-inch water main on Josten Way, and 300 linear feet of 8-inch water main on W Fallbrook Street.

Budgetary Impact

The estimated cost of these repairs is \$900,000. The costs will be covered by the approved capital budget pipeline replacement funds. These pipelines were planned for replacement in the near future. However, because of the urgent need for replacement, they will be repaired with the current year's pipeline replacement funds.

Recommended Action

The recommended action is for the Board to continue the emergency action to replace the failed pipelines.

## M E M O

**TO:** Board of Directors  
**FROM:** Engineering & Operations Committee  
**DATE:** January 27, 2025  
**SUBJECT:** Procurement of Chloramine Boosting System for the 8MG Reservoir

---

Description

Purchase of a comprehensive chloramine boosting system to be installed at the 8MG Reservoir in De Luz.

Purpose

System demands have dropped dramatically over the past two decades, particularly in the De Luz area, due to reduced agricultural activity and irrigation demands. As a result, the water in the system is not cycled as quickly. As water spends time in the storage tanks and distribution system, the chlorine residual drops, nitrification increases and Disinfection Byproducts (DBPs) are formed. A minimum level of chlorine residual is critical to maintaining a disinfected system. To maintain the appropriate levels, operations staff monitor the water quality and dose additional chlorine into the storage tanks as needed. Due to the reduced demands, staff have had to spend more time manually dosing the De Luz area tanks.

In the fall of 2023, staff piloted a comprehensive chloramine boosting system manufactured by Big Wave Water at the 8MG Reservoir. The pilot period showed the system could successfully maintain adequate chloramine residuals throughout the De Luz area, reducing the need to manually dose the tanks. Staff also toured a site at Valley Center Municipal Water District where they have implemented the same system for the same reasons.

The Big Wave Water Technologies chloramine boosting system is an automated disinfectant system that gives operators the capability to set and control chlorine residual levels in potable water storage tanks using water quality instruments, active mixing, and an automated chemical feed system, to set and maintain chlorine residual levels. It also includes 24/7 monitoring and control logic for autonomous operation. The location at the 8MG Reservoir is ideal because, from the tank, boosted water can be sent to all other parts of the De Luz service area.

The proprietary Big Wave Water Technologies system is the only chlorine booster system package that provides both local service and contains all the components needed, including mixers, analyzers, control panel, chemical feed pump skids, and chemical storage tanks. D&H Water Systems is the sole authorized supplier in the region. The purchase price for the system is \$149,000. When delivered, District staff will install the system at the 8MG Reservoir site.

Budgetary Impact

The cost of the system is within the Board authorized total capital budget.

Recommended Action

That the Board authorize procurement of the Big Wave Water Technologies Chloramine Boosting System from D&H Water Systems for \$149,000.



**M E M O**

**TO:** Board of Directors  
**FROM:** Engineering & Operations Committee  
**DATE:** January 27, 2025  
**SUBJECT:** Award of Construction Management & Inspection Professional Services Agreement

---

Description

Request for approval of a professional services agreement for construction management and inspection services.

Purpose

Typically contractor performed CIP projects are managed and inspected by District engineering staff. The current CIP budget is larger than in past years with several contractor jobs in progress. At the same time, one of the experienced engineering technicians retired in January. In order to maintain adequate construction management and field inspection capacity, staff issued an RFP for outside professional services to provide assistance with these efforts. Four proposals were received from MKN CPM, LLC, Hoch Consulting, Dudek, and KCM Group. Of the four, MKN was selected based on experience and staff availability. Part time services are expected to be needed for at least six months and up to a year.

Budgetary Impact

The services will be paid for from the Board authorized total capital budget. All tasks performed will be for various contractor performed CIP projects. Costs associated with the services will be expensed to the corresponding capital project account.

Recommended Action

That the Board award a professional services agreement with MKN for an amount not to exceed \$120,000.

**M E M O**

**TO:** Board of Directors  
**FROM:** Engineering & Operations Committee  
**DATE:** January 27, 2025  
**SUBJECT:** Procurement of Replacement Pumps for Overland Trail Lift Station

---

Description

Purchase of replacement pumps for the Overland Trail Lift Station (OTLS).

Purpose

The Overland Trail Lift Station is a critical component of the District’s wastewater collections system. Close to half of the District’s wastewater service area drains to the lift station, which then pumps the sewer flows approximately three miles to the water reclamation plant. As part of the capital improvement program, OTLS was recently refurbished, with a construction contract awarded in 2019 and construction scheduled to be completed in 2020. However, the new pumps supplied by that project experienced repeated failures, delaying project implementation, and leaving the lift station dependent on temporary bypass pumps for an extended period of time. Ultimately some modifications to the rebuilt pumps enabled them to function, additional spare pumps were provided, and a settlement agreement with the contractor was finalized in May of 2023. Since that time the lift station has been functional, but with more frequent pump failures than is acceptable. Each time one of the pumps fails, the collections staff have to operate the lift station on a single train, remove the failed pump, install one of the spare pumps, and send out the failed pump to be rebuilt by an outside vendor, which costs \$25,000 to \$35,000 each time. This has occurred about once every 6 months over the past year and a half.

To remedy the issue, staff have worked with multiple pump suppliers to identify a better long term solution. Ultimately, a different style pump was identified that meets the site condition requirements and can be rebuilt with non-proprietary components by District staff on site when necessary. Staff issued an RFP for five interchangeable pumps (two for each pump train and one spare) and received the following two proposals:

COMPANY	AMOUNT
Sloan Electromechanical	\$437,353.60
Muniquip, LLC	\$551,814.69

When the pumps are delivered, District staff will install the pumps at the lift station.

Budgetary Impact

The cost of the pump procurement will be within the Board authorized total capital budget.

Recommended Action

That the Board authorize procurement of the replacement pumps from the lowest responsible bidder, Sloan Electromechanical, for \$437,353.60.

**M E M O**

**TO:** Board of Directors  
**FROM:** Engineering & Operations Committee  
**DATE:** January 27, 2025  
**SUBJECT:** Procurement of Replacement UPS for the UV Treatment Plant

---

Description

Purchase of replacement UPS for the UV Treatment Plant.

Purpose

The UV Treatment Plant provides disinfection treatment for the water coming out of the Red Mountain Reservoir. The disinfection process is based on exposure to UV lamps, which are dependent on a constant power source. During normal operation, the power source is the utility electric grid, but as a condition in the DDW operating permit, the plant is required to utilize an uninterruptible power supply (UPS) for emergency situations when the grid power fails. The UPS is essentially an electrical energy storage device with a battery bank and an automatic switch that immediately feeds power to the equipment upon loss of external power. It functions during the time required for the diesel powered backup generator to start, warm up, and begin producing power for the plant. The UPS at the UV Plant has exceeded its useful lifespan and experienced an unrepairable failure in September. It must be replaced to resume normal operation of the UV Plant.

Staff developed a design package and issued an RFP to ten suppliers for the replacement UPS. Only one proposal was received from Sloan Electromechanical for \$167,724.

When the UPS is delivered, District staff will install and integrate the equipment at the UV Plant.

Budgetary Impact

The cost of the UPS replacement will be within the Board authorized total capital budget.

Recommended Action

That the Board authorize procurement of the replacement UPS from the lowest responsible bidder, Sloan Electromechanical, for \$167,724.

## M E M O

**TO:** Board of Directors  
**FROM:** Jack Bebee, General Manager  
**DATE:** January 27, 2025  
**SUBJECT:** Consider Formation of a Regional and Community Coordination Standing Board Committee

---

Purpose

To consider formation of a new Board standing committee, the Regional and Community Coordination Committee. This Committee will oversee coordination activities between FPUD, Eastern Municipal Water District (EMWD), and Rainbow Municipal Water District (RMWD). Additionally, the Regional and Community Coordination Committee will handle matters related to the Community Benefit Program Committee.

Summary

The District has three existing standing committees: Fiscal Policy and Insurance, Engineering and Operations and Personnel. The Board had ad-hoc committees for detachment and the community benefit program. Ad-hoc committees can be established for a limited duration and are not structured to be permanent committees. There have recently been a number of activities that don't fit clearly into the existing committees. These activities include:

- Coordination with Eastern MWD and an Eastern MWD Committee established to coordinate with RMWD and FPUD. EMWD has requested that a standing committee be established for routine Board member coordination.
- Activities related to the Community Benefit Program.
- Activities related to shared services discussions with RMWD, Valley Center MWD and Yuima MWD.
- Activities related to support services for Camp Pendleton.

These activities could be assigned to existing committees or the Board could establish a new committee to address regional and community activities.

There is a current need for Board committee engagement to support the Community Benefit Program. A member of the Community Benefit Program Committee, Rosie Redmond, has provided the Board with her notice of resignation from the Committee. Her term was set to expire in January 2026, along with three other Committee seats. The District could work to either immediately filling the vacancy or could begin initiation to fill all four seats later this year, while keeping the current vacancy.

Recommended Action

That the Board establish the Regional and Community Coordination Committee and select two Board members to serve on the Committee and direct staff to update the administrative code for Board approval to reflect the new committee. That the Board direct staff to initiate the process of soliciting applications for the vacant seat and the three Community Benefit Program Committee seats that are set to expire at the beginning of 2026.

**ROSEMARY REDMOND**  
**549 E. Alvarado**  
**Fallbrook, Ca 92028**

January 10, 2025


FPUD  
990 E. Mission Rd  
Fallbrook, Ca 92028

RE: Letter of Resignation

Dear FPUD Board of Directors,

I hereby resign my seat on the Community Benefit Committee as of Dec 20, 2024. I wholeheartedly appreciate the opportunity and experience of being a part of the development of this fine program. At this time I feel I have fulfilled my purpose in this capacity. Thank you again.

Respectfully,



Rosie Redmond

## M E M O

**TO:** Board of Directors  
**FROM:** Engineering & Operations Committee  
**DATE:** January 27, 2025  
**SUBJECT:** Memorandum of Understanding for Development of an Operations Contract for the Camp Pendleton Northern and Southern Tertiary Treatment Plants

---

Purpose

To obtain approval for the execution of a Memorandum Understanding (MOU) for Development of an Operations Contract for the District to Operate the Northern and Southern Tertiary Treatment Plants on Camp Pendleton.

Summary

The final settlement of the Santa Margarita Water rights dispute and the development of the Santa Margarita Conjunctive Use Project has facilitated a mutually beneficial cooperative relationship between the District and Camp Pendleton. The District has been able to help support the water and wastewater operational needs under the structure of the Santa Margarita settlement agreement. The parties have worked together to identify other potential opportunities to help leverage the water and wastewater operational expertise of the District to both help support the base and provide some economies of scale to help reduce operational costs for the District.

One opportunity that the parties are currently evaluating in detail is the opportunity for the District to operate the two tertiary treatment plants on the base under a Intergovernmental Services Agreement (IGSA). The structure of this agreement would ensure that the District's costs are covered by the federal government for the operational costs and it would also provide some overall savings to the District's wastewater enterprise and customers through some economies of scale and allocation of existing resources to help support operation.

The parties developed a draft MOU attached to outline the responsibilities in developing the framework for the agreement. If an agreement is developed it would be brought back to the Board for consideration.

Budgetary Impact

There is no budgetary impact for the MOU development. If an agreement is reached it would help reduce some of the District's wastewater operational costs.

Recommended Action

That the Board approve the Memorandum Understanding (MOU) for Development of an Operations Contract for the District to Operate the Northern and Southern Tertiary Treatment Plants on Camp Pendleton.



**Memorandum of Understanding  
among  
The United States Marine Corps Base Camp Pendleton  
and  
Fallbrook Public Utility District  
for the  
Development of Operation Contract for the Northern and Southern Regional  
Tertiary Treatment Plants**

1. This Memorandum of Understanding (MOU) for the Development of an Intergovernmental Support Agreement (IGSA) for operation of the Camp Pendleton Northern and Southern Regional Tertiary Treatment Plants is made and entered into this 17th day of December, 2024 by United States Marine Corps Base Camp Pendleton (Camp Pendleton) and Fallbrook Public Utility District (Fallbrook) hereinafter referred to as “the Parties”

2. **PURPOSE**

2.1 The Parties desire to work collaboratively to develop a sustainable, cost effective approach to operate the Northern Regional Tertiary Treatment Plant (NRTTP) and Southern Regional Tertiary Treatment Plant (SRTTP) owned by Camp Pendleton by leveraging the wastewater operational capabilities of the Fallbrook Public Utility District (FPUD).

2.2 Camp Pendleton has the ability to execute operations of the NRTTP and SRTTP through an Intergovernmental Services Agreement (IGSA).

2.3 FPUD has the ability to enter into an IGSA with Camp Pendleton.

2.4 Fallbrook currently operates a similar facility, the Fallbrook Water Reclamation Plant (FWRP) and there are economies of scale that would benefit FPUD and its ratepayers by expanding operations to include the SRTTP and NRTTP.

3. **BACKGROUND**

3.1 Camp Pendleton owns the SRTTP and NRTTP and contracts operation from a private contractor.

3.2 FPUD owns the FWRP and staffs the facility for operations and maintenance with FPUD staff.

3.3 The age and condition of the SRTTP and NRTTP require increasingly intensive operational and maintenance support.

3.4 The SRTTP and FWRP produce and utilize recycled water and discharge unused water to the ocean through to the Oceanside outfall. The outfall discharges are subject to the same discharge permit used by Camp Pendleton, issued by the San Diego Regional Water Quality Control Board. The NRTTP produces and utilizes recycled water with unused water discharged to the San Mateo and San Onofre percolation ponds. All three facilities have similar treatment and discharge requirements.

3.5 Camp Pendleton has been contracting services with private entities for operations for over a decade which has created some challenges with oversight and transparency.

3.6 FPUD is a Special District in the state of California formed under the Public Utility District Act and is thus able to provide more transparency and long-term stability.

#### **4. RESPONSIBILITIES**

4.1 The parties shall cooperate and share technical expertise to develop an IGSA for potential execution. Participation in this MOU does not imply any obligation for execution of the IGSA contract.

4.2 Camp Pendleton will take the lead in development of the IGSA with support from FPUD for necessary technical information.

4.3 The development of the IGSA will include the development of a subsequent MOU with more detail on each of the parties' responsibilities. Both parties will work cooperatively on the development of the detailed operating terms.

4.4 FPUD will take the lead on developing the operational budget including equipment maintenance and replacement needs with support from Camp Pendleton.

4.5 Camp Pendleton will be the lead agency on any environmental compliance requirements.

4.6 Each party will bear its own costs in the development of the IGSA contract.

#### **5. TERMS OF AGREEMENT**

5.1 This MOU shall remain in full force and effect for a period commencing upon the date of the last signature of the party hereto and extending to, but not exceeding December 31, 2025. This date may be extended by written mutual consent of the parties.

5.1 Any party may request re-negotiation of modification of this MOU at any time. Signatories will consider the proposed changes, and upon mutual consent, adopt the proposed changes. The party that proposed the change shall provide copies of the adopted, revised MOU to the other signatories.

5.3 Any party may withdraw from this MOU, 60 days after written notification by the party. In the event of withdrawal, the parties agree to share any and all information developed under this MOU.

**6. IT IS MUTUALLY AGREED AND UNDERSTOOD BY AND BETWEEN THE PARTIES THAT:**

6.1 Nothing in this MOU shall obligate the parties or the United States to any current or future expenditure of resources in the absence or in advance of the availability of appropriations from Congress.

6.2 Nothing in this MOU will be construed as affecting the authority of any signatory beyond those agreements contained within this MOU. This MOU in no way restricts the parties from participating in similar activities or arrangements with other public or private agencies, organizations, or individuals.

6.3 This agreement is not intended to, nor does it create, any right, benefit, or privilege, substantive or procedural, enforceable at law or equity by any signatory or other individual or entity, their officers, or any other person.

**7. SIGNATURES**

Signatures of authorized representatives

Fallbrook Public Utility District:

Authorized Representative: \_\_\_\_\_

Title: \_\_\_\_\_

Signature: \_\_\_\_\_

Date: \_\_\_\_\_

The United States Marine Corps Base, Camp Pendleton:

Authorized Representative: Robert Stephen Ramsey, by direction of CG MCB CPEN

Title: Public Works Officer, MCB Camp Pendleton

Signature:

Date: 17 Dec 2024

**M E M O**

**TO:** Board of Directors  
**FROM:** Jack Bebee, General Manager  
**DATE:** January 27, 2025  
**SUBJECT:** Annual Review of Directors' Per Diem Compensation

Purpose

To perform the annual review of Directors' per diem compensation as prescribed by Article 2.12 of the Administrative Code.

Summary

Members of the Fallbrook Public Utility District Governing Board receive compensation of One Hundred Thirty Four Dollars per day (\$134.00) for each day's attendance at meetings, as more fully described in Sections 2.12, 2.17, and 2.17.1 of the Administrative Code. In addition, Article 2.12 prescribes that per diem compensation shall be reviewed each January at a Board meeting.

If the Board determines to change the amount of Directors' per diem compensation, a Public Hearing must be noticed to receive public comment prior to any action taken. Any changes to compensation shall require approval by the Board at an open meeting held at least 60 days prior to the effective date of the Ordinance making the change and cannot exceed five (5) percent per each calendar year following the operative date of the last adjustment.

The following is a table of per diem compensation paid by several other agencies:

<b>DISTRICT</b>	<b>PER DIEM</b>
Valley Center Municipal Water District	\$100.00
Padre Dam Municipal Water District	\$160.00
Santa Fe Irrigation District	\$150.00
Rainbow Municipal Water District	\$150.00
San Diego County Water Authority	\$150.00
Helix Water District	\$225.00

Recommendation

Staff supports Board direction.

The Metropolitan Water District of Southern California (Metropolitan) held its monthly Board and committee meetings on January 13-14, 2025. At these meetings, the Metropolitan Board:

- Authorized next steps in the settlement of the litigation in San Diego County Water Authority v. Metropolitan Water District of Southern California.
- Heard an update and update regarding Metropolitan's participation in the fire response efforts. Metropolitan has been instrumental in providing support to the most impacted member agencies. They have staff at all of the emergency response locations such as the Rose Bowl. They are also coordinating the sharing of additional staff around Southern California through CAL-WARN. This is an expensive response effort for Metropolitan, so they are documenting every expense, and will be applying for reimbursement through FEMA. Staff reiterated that this work is expensive and asked them to be prepared for the large price tag. The Metropolitan board will receive a full presentation on the fire storm response effort in February.
- Heard an update on Metropolitan's prestressed concrete cylinder pipe rehabilitation program. This program was scheduled to be a 20-year rehabilitation program however it is so extensive, complicated and expensive that 30 years may be required to complete the project. To date, 21.3 miles of pipeline out of the 100 miles of reclining is complete. Going forward, staff committed to adjusting this program schedule according to the CIP budget limits.
- Heard an update on invasive muscles in the State Water Project. As the calcium levels in Castaic Lake have increased, so has the prevalence of quagga muscles as higher calcium levels are needed for the muscles to survive and reproduce. In addition, this year there have been numerous golden muscles identified in the eastern part of the Bay, Delta, as well as the O'Neill for Bay at the San Luis Reservoir. Metropolitan will continue to monitor and will work to manage these invasive muscles through control plans.
- Heard the management highlights from engineering and operations. The State Water Project allocation is now at 15 percent, and the Colorado River aqueduct is at a four-pump flow until the March shut down. Metropolitan is working to preserve carryover supplies and flex storage and have also keep Diamond Valley Lake full. They are working to position the State Water Project dependent areas to be well supplied in the event the dry conditions continue. Metropolitan ended 2024 with record high storage of 3.8 MAF.
- Heard a presentation on the results of Metropolitan's latest employee ethics survey. While the survey shows many improvements, overall, Metropolitan scored more favorably than in the survey conducted five years ago.

- Authorized an increase of \$5.55 million to an agreement with Arcadis U.S. Inc. for a new not-to-exceed total amount of \$7.55 million for final design to rehabilitate the floating covers of the finished water reservoirs at the Henry J. Mills and Joseph Jensen Water Treatment Plants. This is a normal recommendation that comes out of Metropolitan’s routine condition assessment program.
- Authorized the General Manager to enter into a funding agreement for the Disadvantaged Communities Leak Detection and Repair Program with the U.S. Bureau of Reclamation to implement phase two of the Lower Colorado River Basin System Conservation and Efficiency Program. The Lower Colorado Conservation Program was created to increase system conservation and efficiency opportunities to address the drought in the Lower Colorado River Basin. Metropolitan submitted potential projects to United States Bureau of Reclamation (USBR) under “Bucket 2”, which are intended to reduce long-term demands for Colorado River water to improve the ability to manage the Colorado River system under post-2026 operations. The agreement with USBR will pay Metropolitan (up to \$8 million) for conserved water generated from a disadvantaged community (DAC) leak detection and repair program. Metropolitan is expected to create a total of 4,000 acre-feet of system conservation water within 10 years from the date of execution of the agreement. This water may be left in Lake Mead, which will help in managing water supply under post-2026 operations.
- Authorized the renewal of the Municipal Water Quality Investigations Agreement between the Department of Water Resources, the State Water Contractors and participating urban State Water Project Contractors; and renewal of the Municipal Water Quality Investigations Program Specific Project Agreement between the State Water Contractors and participating urban State Water Project Contractors.
- Authorized extension of Metropolitan’s existing Colorado River System Conservation Agreement with U.S. Bureau of Reclamation to fund Metropolitan’s Palo Verde Irrigation District Following Program. This is a long-standing, win-win following program with Palo Verde Irrigation District that EMWD has supported.
- Heard report on Nevada Environmental Response Trust Site (former Tronox Site) in Henderson, Nevada and authorized an increase of \$150,000 to an amount not to exceed \$450,000 for an existing contract with GeoPentech, Inc. for consulting services.
- Heard report on litigation in Darren A. Reese v. Metropolitan Water District of Southern California, Riverside County Superior Court Case No. CVPS2204312, and authorized increase in the maximum amount payable under a contract for legal services with Seyfarth Shaw LLP in the amount of \$150,000 for a total amount not to exceed \$900,000.

- Authorized increase of \$200,000, to a maximum amount payable of \$600,000, for existing General Counsel contract with Olson Remcho LLP to provide general government law advice related to the Political Reform Act, the Fair Political Practices Commission regulations, conflict of interest law and other legislative and ethics matters.
- Adopted a resolution to support a grant application selected to receive United States Department of the Interior, Bureau of Reclamation WaterSMART: Applied Sciences Program funding for fiscal year 2023 for an amount totaling \$390,000; authorized Metropolitan's non-federal cost share of \$130,000; and authorized the General Manager to enter a contract with the United States Department of the Interior, USBR, subject to General Counsel approval. Metropolitan will leverage USBR funding to develop publicly accessible interoperable data sets for flow and temperature for the Sacramento-San Joaquin Bay-Delta. This action supports adoption of a resolution which supports Metropolitan's commitment to financial and contractual grant obligations. This funding will help to expedite and increase the amount of data that is collected and analyzed, advance the Revised Bay-Delta Policy Objectives, and ultimately support decision-making of water and habitat management in the Delta.
- Heard report on litigation in Maria Carmen Zarate v. Metropolitan Water District of Southern California, Los Angeles County Superior Court Case No. 23STCV15786; and authorized an increase in the maximum amount payable under contract for legal services with Seyfarth Shaw LLP, in the amount of \$250,000 for a total amount not to exceed \$500,000.
- Heard report on litigation in Encarnacion Gutierrez v. Metropolitan Water District of Southern California, Los Angeles County Superior Court Case No. 23STCV11052; and authorized an increase in the maximum amount payable under contract for legal services with BDG Law Group, APLC, in the amount of \$250,000 for a total amount not to exceed \$500,000.
- Conferenced with legal counsel anticipated litigation based on existing facts and circumstances, including receipt of a government claim threatening litigation, there is significant exposure to litigation against Metropolitan.
- Heard update on the Colorado River Aqueduct High-Voltage Transformers Replacement Project. Staff are undertaking price negotiations on the long lead transformers to lock in the pricing and prevent escalation.
- Heard update on developing State Water Project (SWP) water management actions. This item provided additional information requested by the Metropolitan board at the December board meeting. The board letter describes the conditions that would need to be met to sell surplus water, which includes all service area demands are met and storage accounts have four years of dry-year storage accessible to the SWP-dependent

area. Metropolitan Staff indicated that in 2023, the 100 percent allocation from the SWP resulted in 457,000 acre-feet of unmanaged supply. This condition may be met at SWP allocations lower than 70 percent and depends on storage balances. The Pricing Strategy would be dependent on hydrologic conditions, time of year, and overall supply versus demand. The price of Metropolitan SWP supply sales to outside parties should exceed the Supply Rate element charged for water sales to Metropolitan member agencies (approximately \$290 in 2025 and \$313 in 2026). Pricing in 2024 ranged from \$250 to \$600 per acre-foot. In a wet year like 2023, there were sales at \$100 to 200 per acre-foot; and in a dry year like 2022, prices ranged from \$500 to \$2,000 per acre-foot. It is unclear how the potential sale of surplus water would be prioritized in relation to other water management strategies, including cyclic storage/cost off-set program.



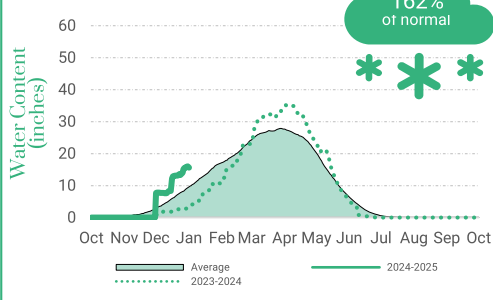


# The Metropolitan Water District of Southern California's Water Supply Conditions Report (WSCR)

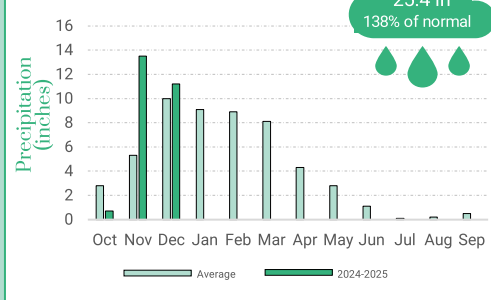
Water Year 2024-2025  
As of: 01/01/2025

State Water Project

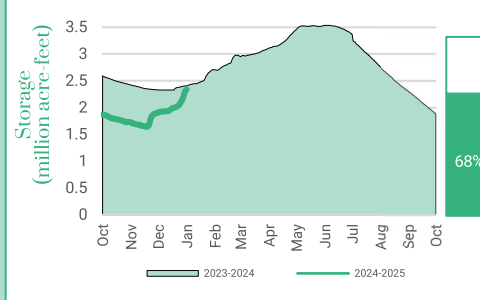
## Northern Sierra Snow



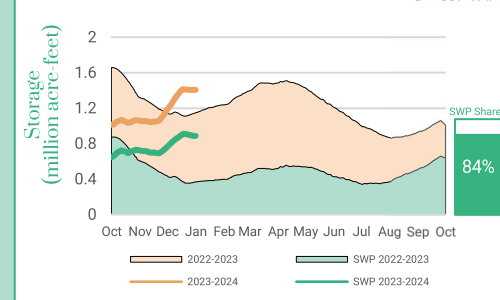
## 8 Station Index Rain



## Lake Oroville

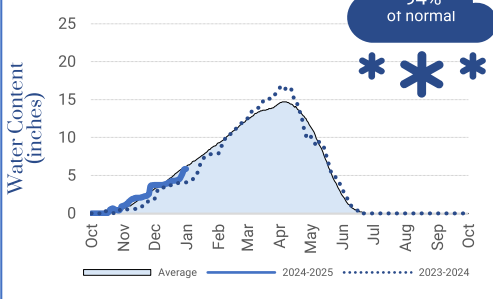


## San Luis Reservoir

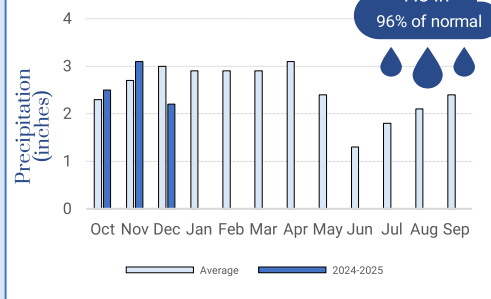


Colorado River

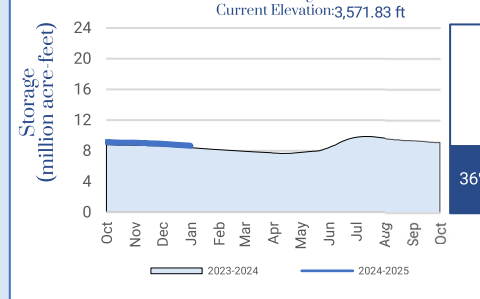
## Colorado River Basin Snow



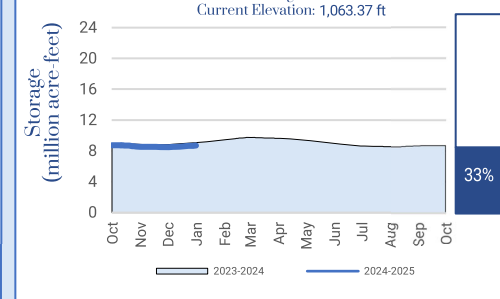
## Colorado River Basin Rain



## Lake Powell

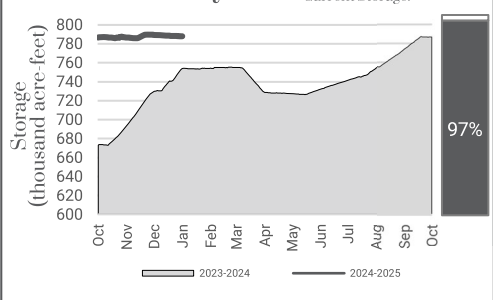


## Lake Mead

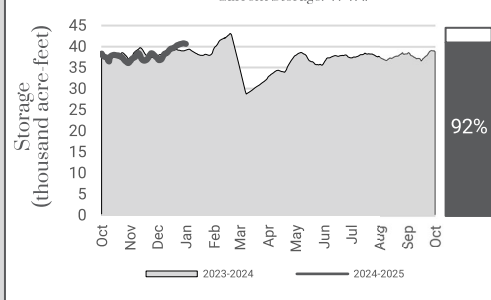


Metropolitan

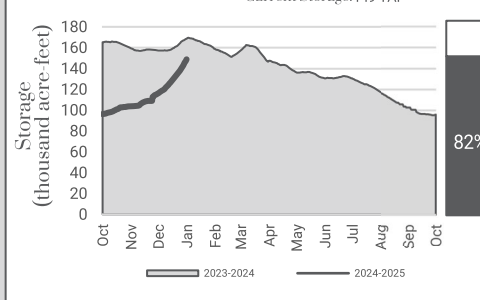
## Diamond Valley Lake



## Lake Skinner



## Lake Mathews



## Learn about Metropolitan Infrastructure



This report is produced by the Imported Supply Unit staff (mferreira at mwdh2o.com) and contains information from various federal, state, and local agencies. The Metropolitan Water District of Southern California cannot guarantee the accuracy or completeness of this information. Readers should refer to the relevant state, federal, and local agencies for additional or for the most up to date water supply information.

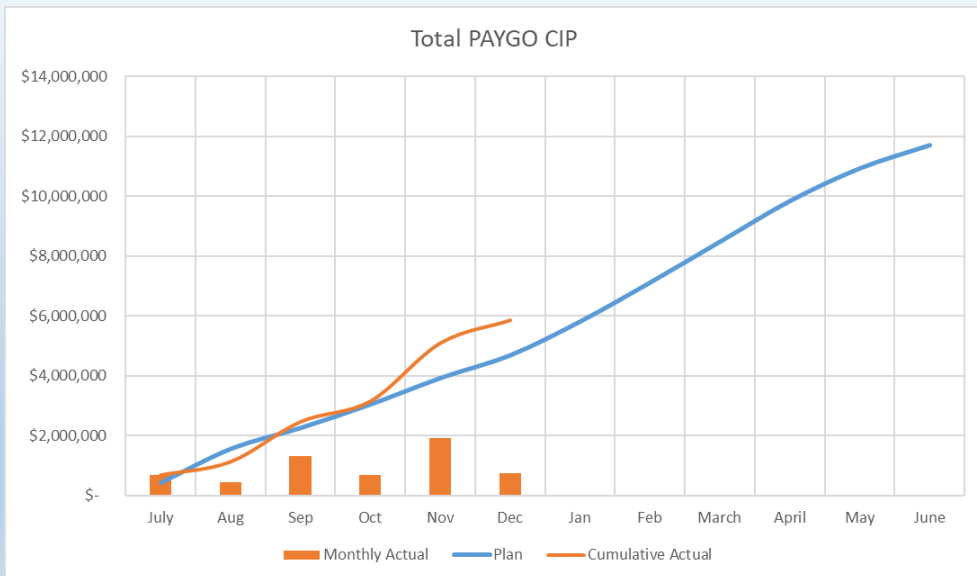


# Fallbrook Public Utility District

## Engineering and Operations

Board Meeting JAN 2025

### Total CIP FY25



# Wastewater Treatment

Reclamation Plant

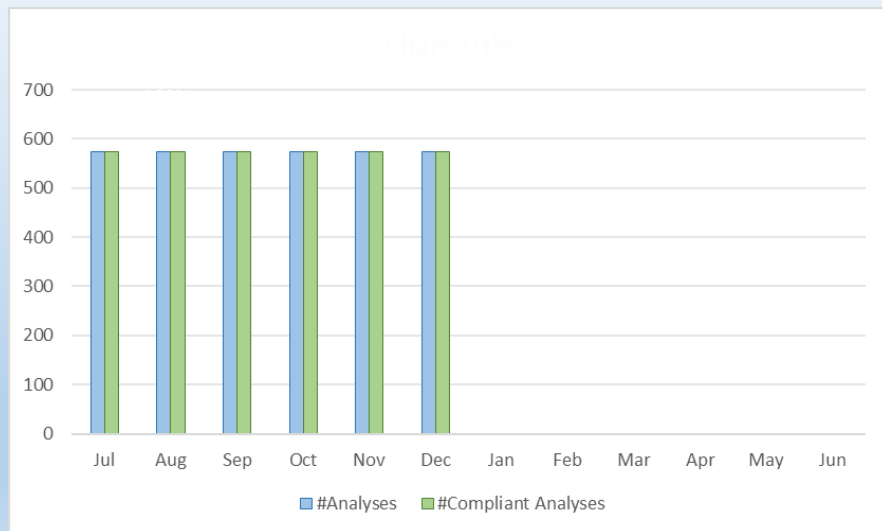
Recycled Water

- Wastewater System Violations
- Reclamation Plant PMs Completed
- Energy Cost per MG
- Cost per Unit of Water Treated
- Recycled Water – Time Out of Service

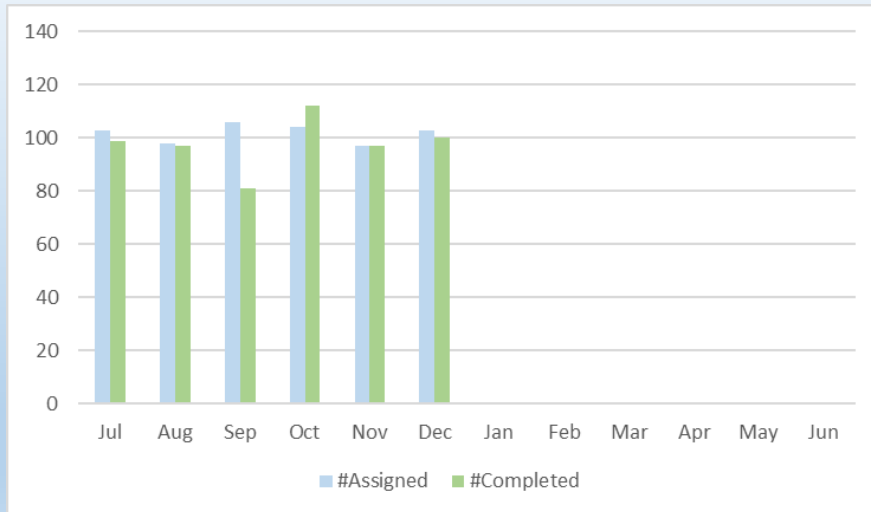
## Wastewater Treatment System Regulatory Compliance

**SRWQCB  
Compliance:**  
NPDES  
WDR

**Analyses  
performed:**  
Daily  
Monthly  
Quarterly  
Semi-annually  
Annually



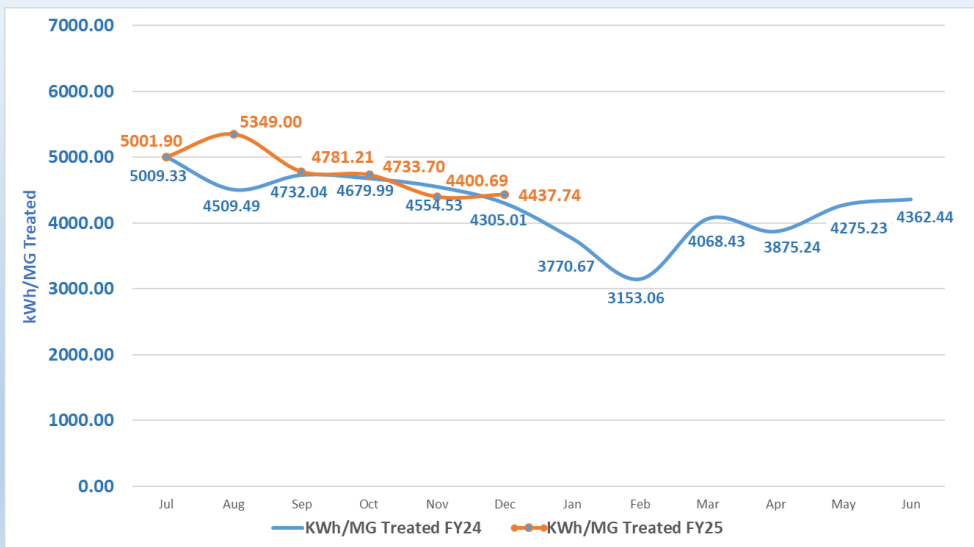
## Reclamation Plant – Wastewater PMs



5

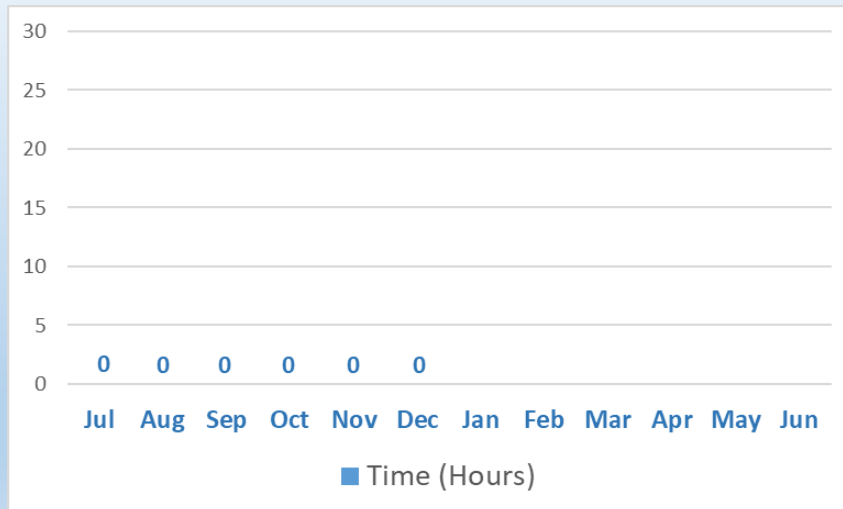
Formula =  
 $\frac{\text{Total Plant Energy Demand}}{\text{MG Treated Flow}}$

## Reclamation Plant – Energy Usage (KWh/MG Treated)



6

## Recycled Water – Time Out of Service (Hours)



7

# Water Operations

Regulatory Compliance

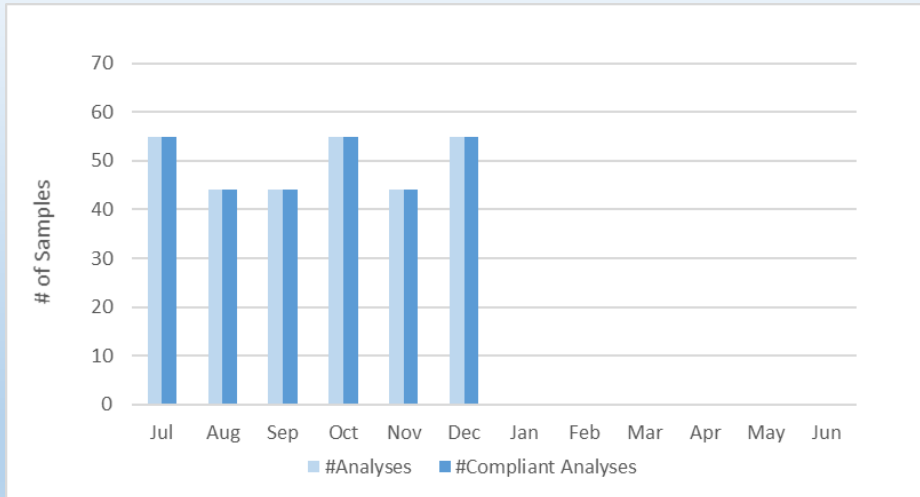
Preventative Maintenance Work Orders

CUP Deliveries/SMGTP Flows

Unit Water Supply Costs

8

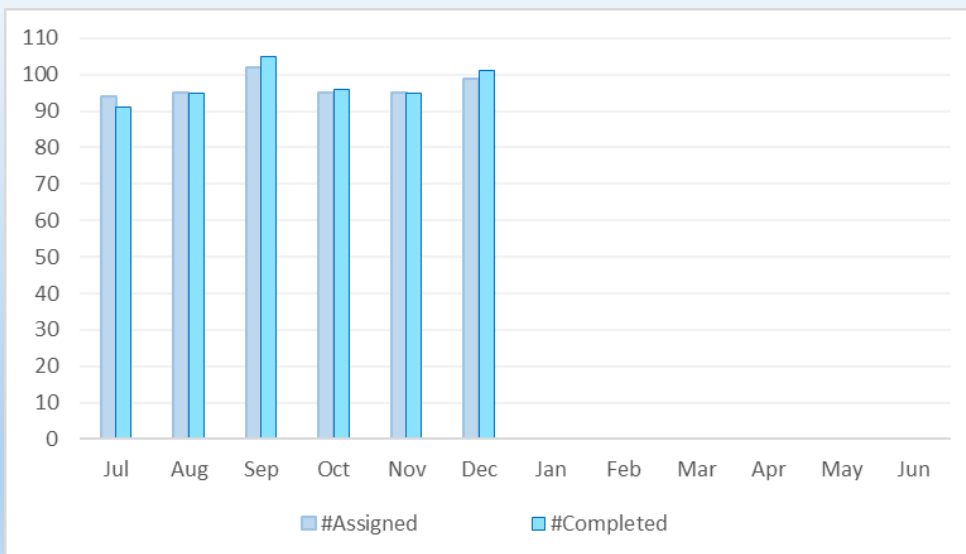
## Water System Regulatory Compliance



Routine Bacteriological Sampling

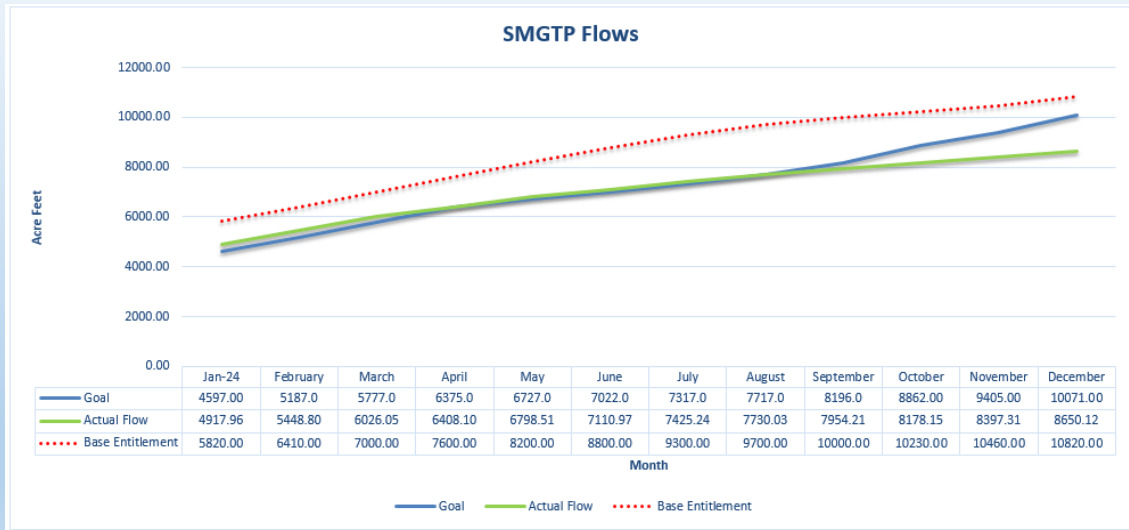
9

## Water System PMs



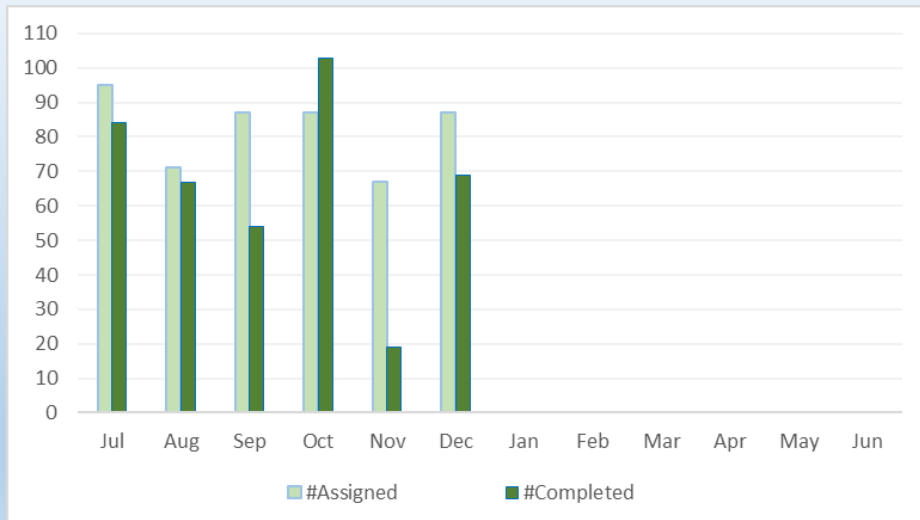
10

# SMGTP Flows



11

# RO Plant Maintenance PMs



12

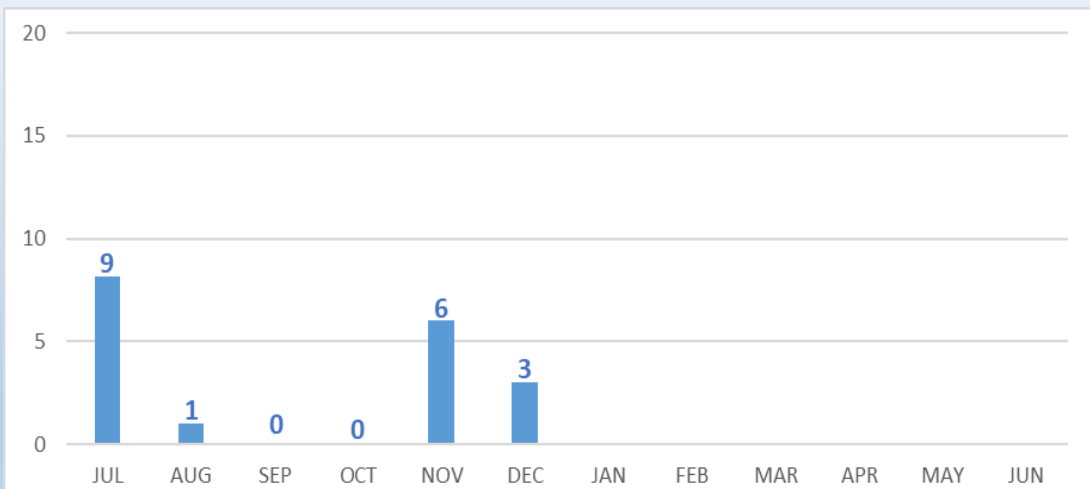
# Meter Services

---

## Meter Testing Valve Exercising

13

### Meter Testing by Month

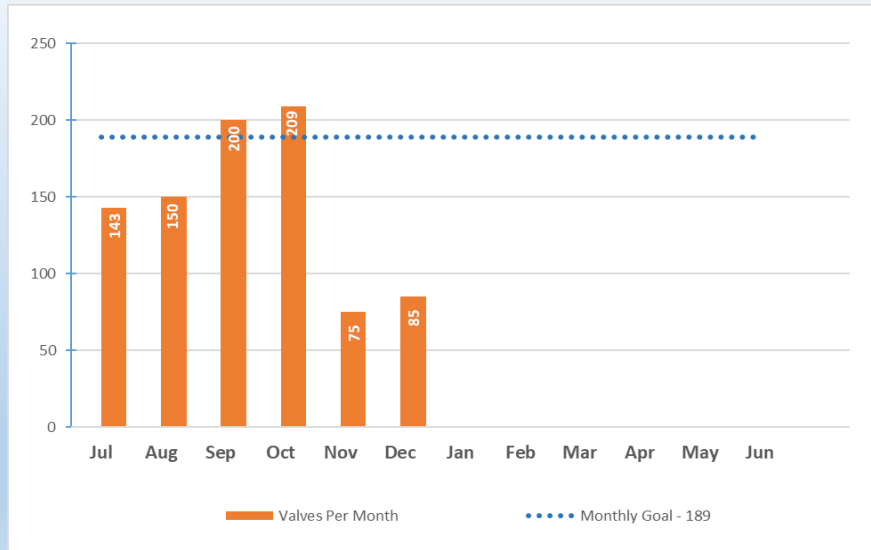


14



## Main Line Valve Exercise Program

- Improve reliability
- Reduce impact of planned and emergency shutdowns
- **Total valves exercised FY24: 2,060**



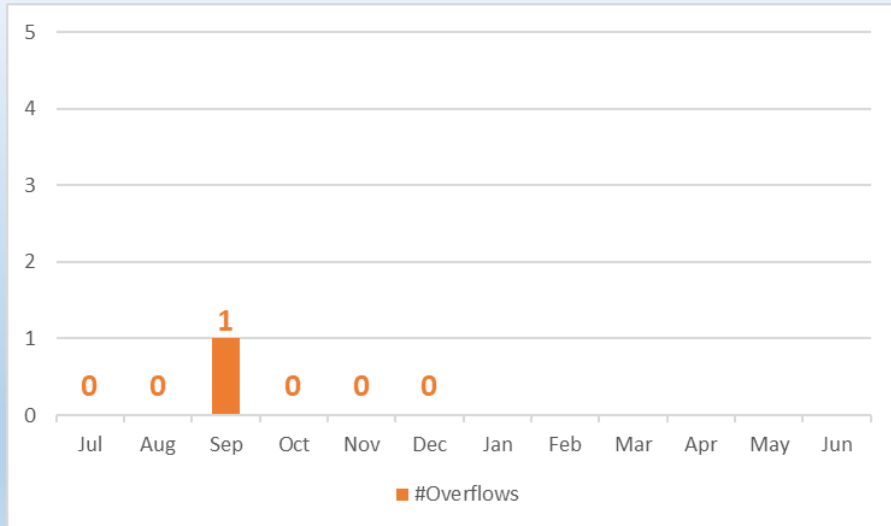
15

## Wastewater Collections

**Total Wastewater Spilled**  
**Non-Recovered Wastewater Spilled**  
**Odor Complaints**

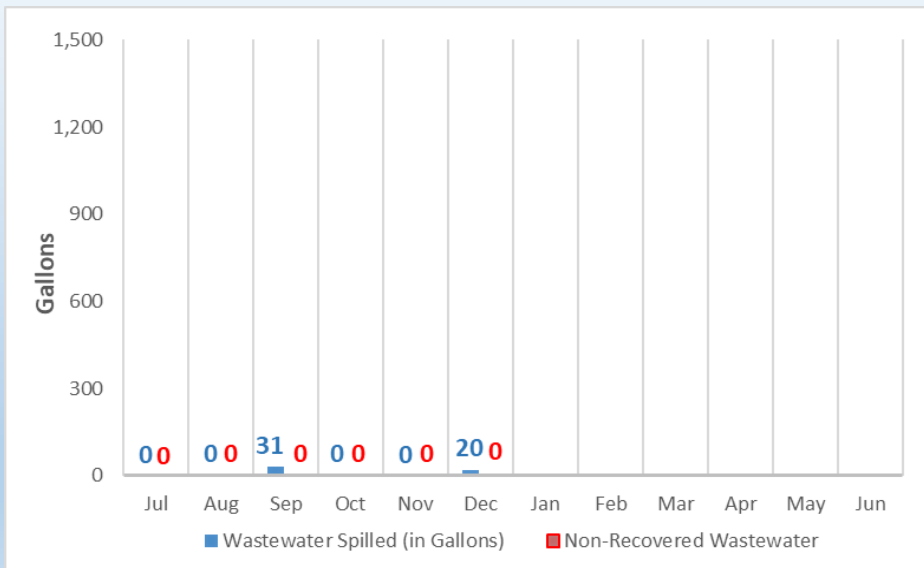
16

## Wastewater Collections - Sewer Overflows



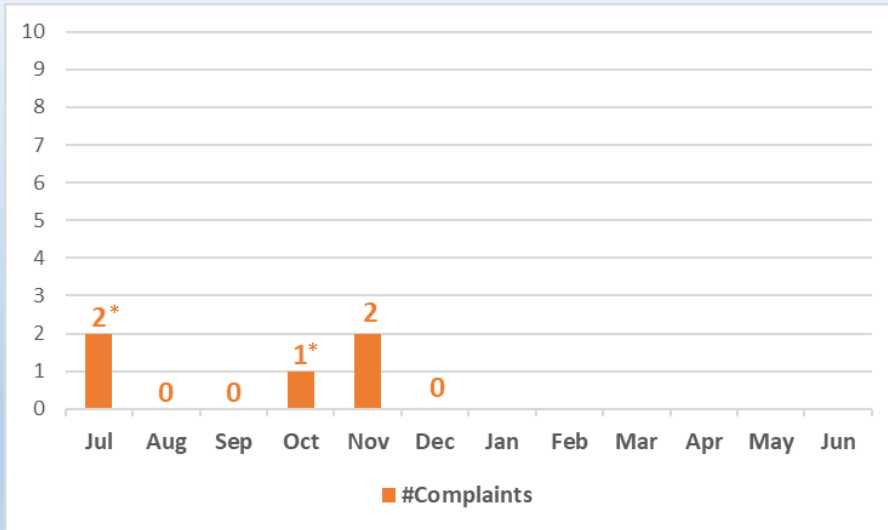
17

## Wastewater Collections - Wastewater Spilled



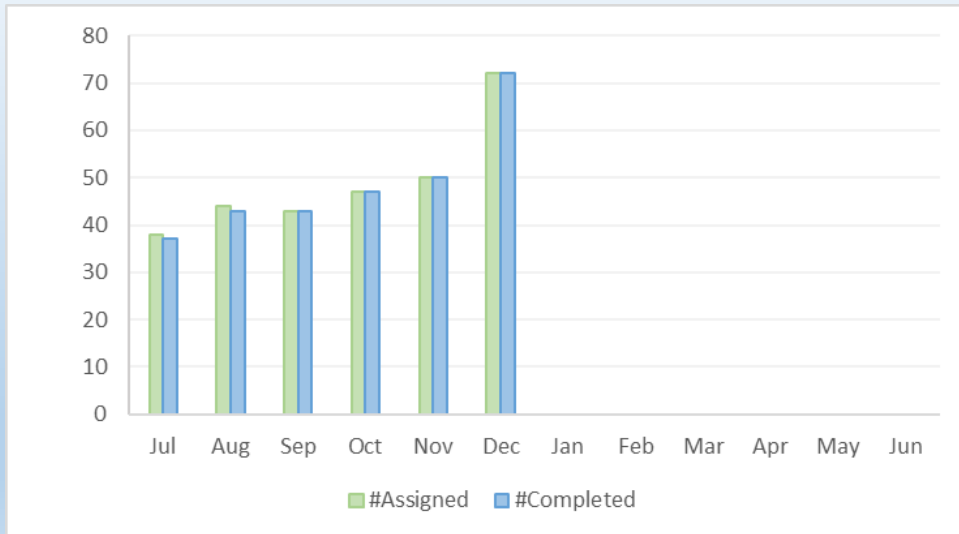
18

## Reclamation Plant & Wastewater Collections Odor Complaints

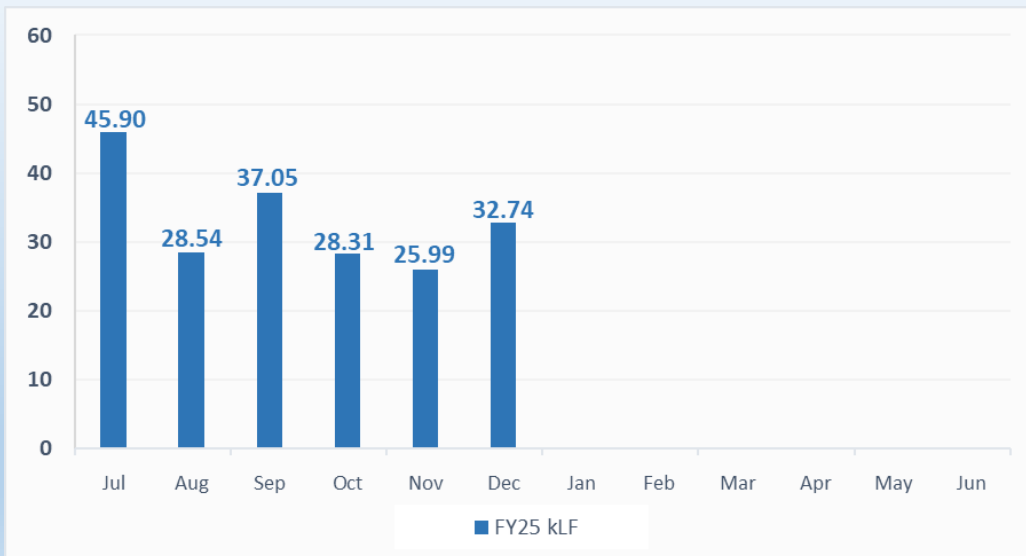


\* Determined not to be FPUD

## Wastewater - Collections PMs

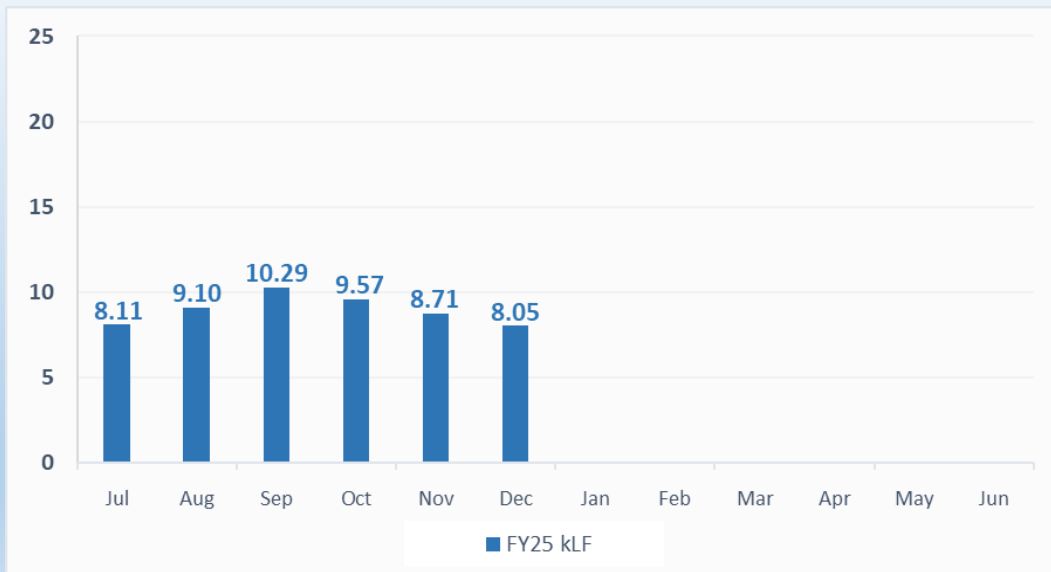


## Wastewater - Collections Flushing 1,000 LF



21

## Wastewater - Collections CCTV 1,000 LF



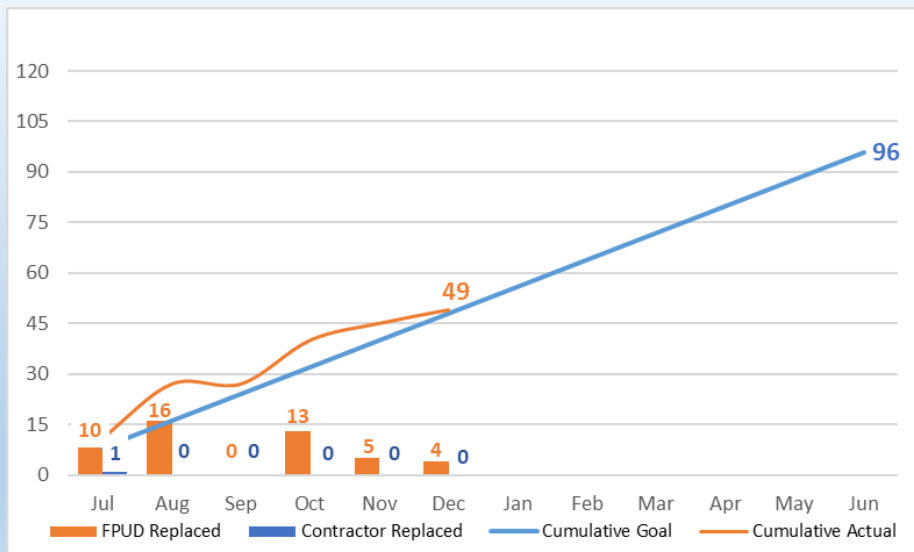
22

# Construction/Maintenance

- Efforts continue in replacing valves with the greatest impact on water loss and customer outages during large main breaks.
- With new valves, crews will be capable of shutting down smaller controlled areas faster, impacting fewer customers while losing less water and completing repairs sooner.
- Our goal is to replace 100 valves per year. FY24, 101 valves were replaced by in-house field crews and 63 by pipeline contractors. We currently have 6,804 valves in the system with 423 known to be broken.
- We have a goal to perform maintenance on 3,000 linear feet of easement roads. In FY24 we completed 7,794 linear feet.

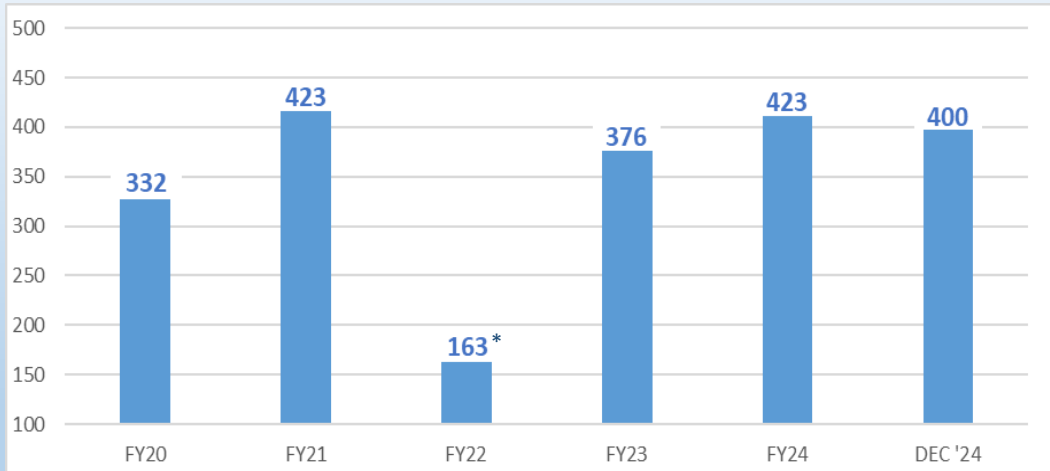
23

## Main Line Valves Replaced by FPUD Crew



24

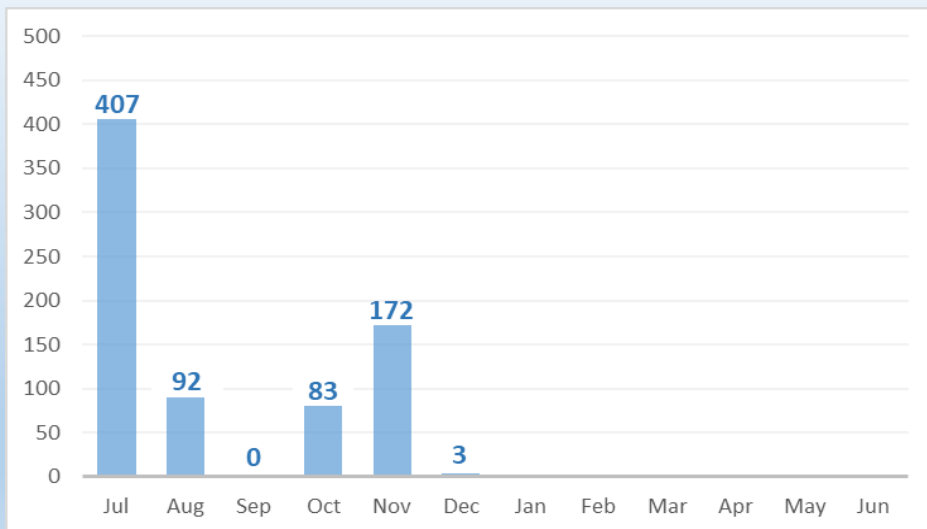
## Rolling Total Broken Valves



\*FY22 does not include Leak By or Poor Turn Counts

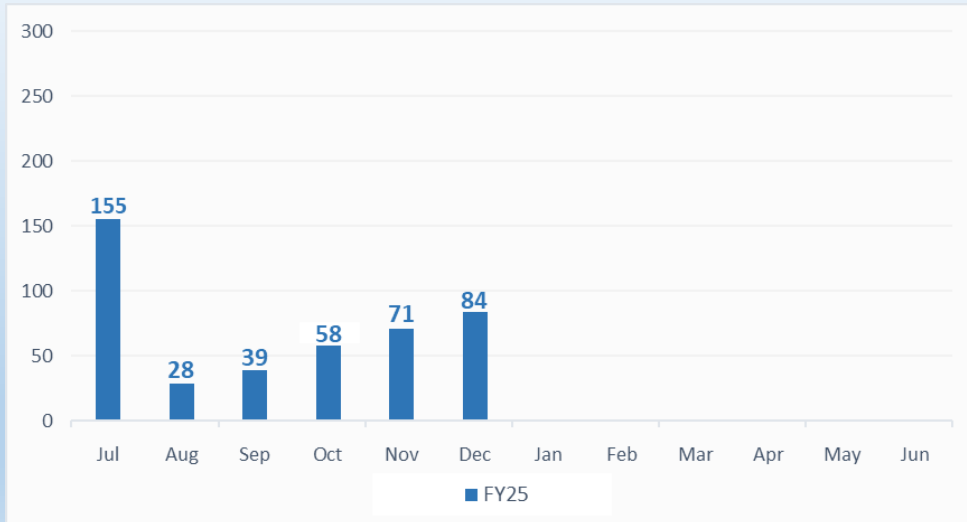
25

## Planned Outages > 4 Hours Customers Affected by Month



26

## Emergency Outages > 4 Hours Customers Affected by Month



**M E M O**

**TO:** Board of Directors  
**FROM:** David Shank, Assistant General Manager/CFO  
**DATE:** January 27, 2025  
**SUBJECT:** Financial Summary Report – November

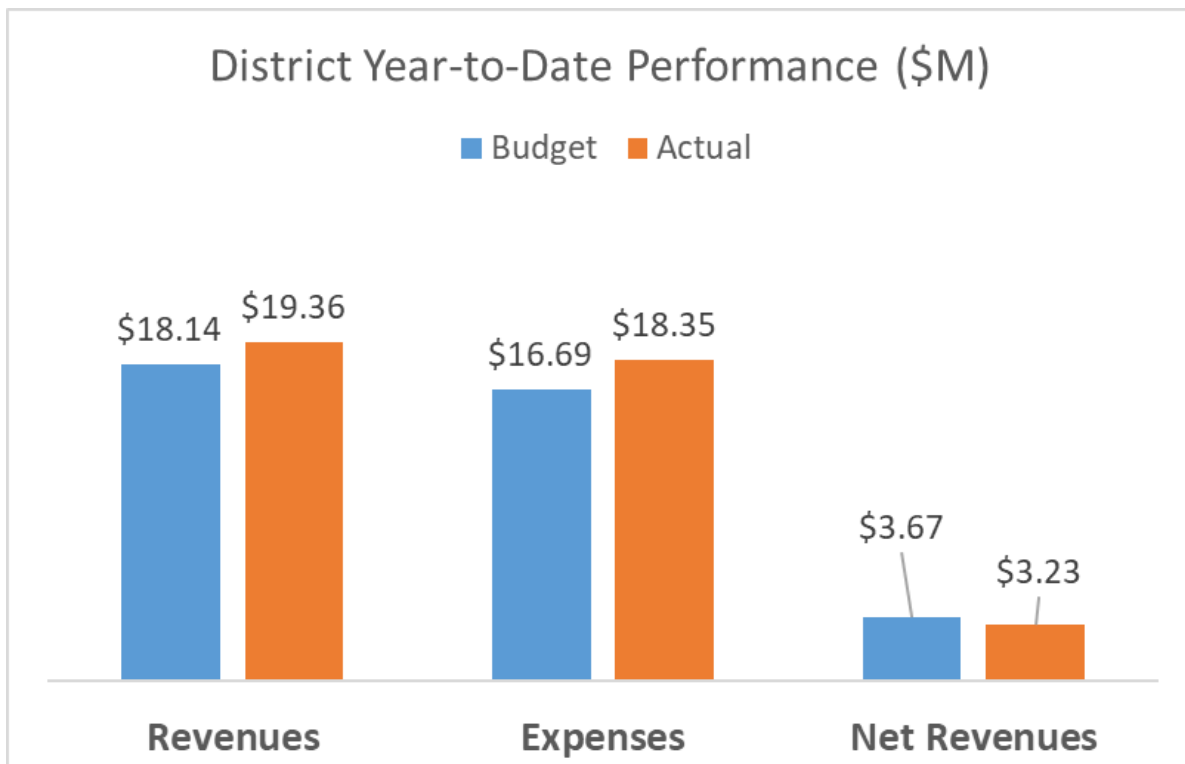
---

Purpose

Provide an overview of changes in the District’s financial position.

Summary

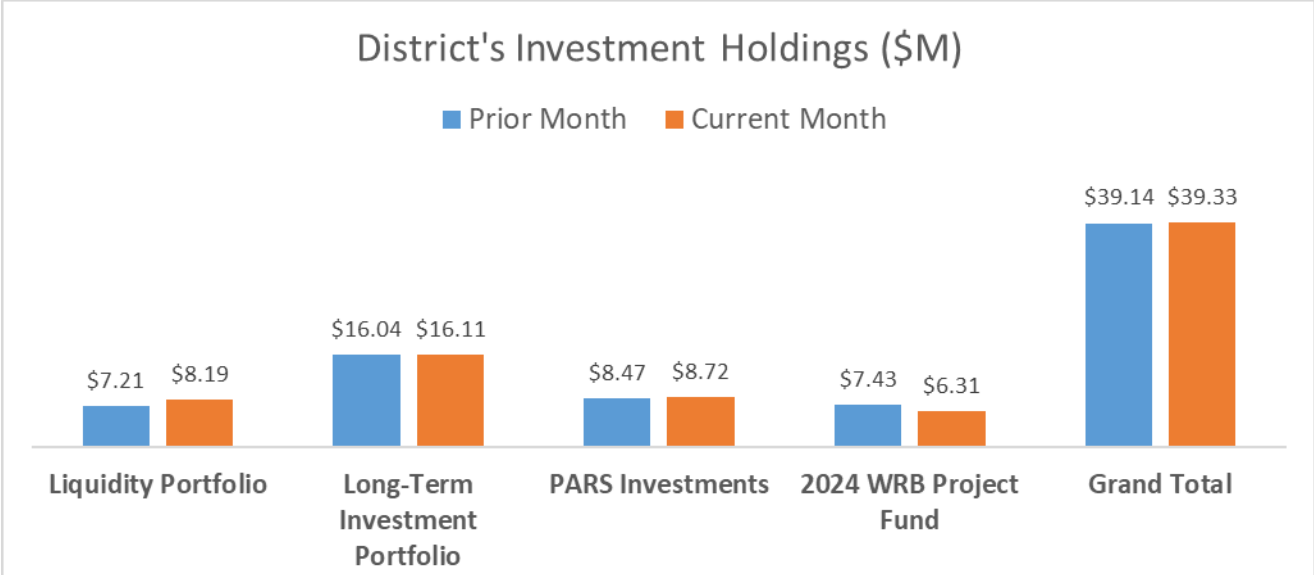
The graph below shows the District’s year-to-date Revenues, Expenditures and Net revenues.



Revenues and expenditures are in-line with the budget. Since this is early in the fiscal year, only limited conclusions can be drawn at this time. Staff are carefully tracking the District’s financial position to identify any budget shortfalls early.

The graph below shows the District’s bank holdings reported in the Treasurer’s Report at the end of the current and prior month.





Overall the District's financial holdings increased slightly this month. The Long-term Portfolio and PARS investments continue to perform in line with the capital markets. This month the District drew down the 2024 Revenue Bond Project Fund to reimburse itself for Water CIP expenditures.

Recommended Action

This item is for discussion only. No action is required.

# MEMO

**TO:** Board of Directors  
**FROM:** David Shank, Assistant General Manager/CFO  
**DATE:** January 27, 2025  
**SUBJECT:** Financial Summary Report – December

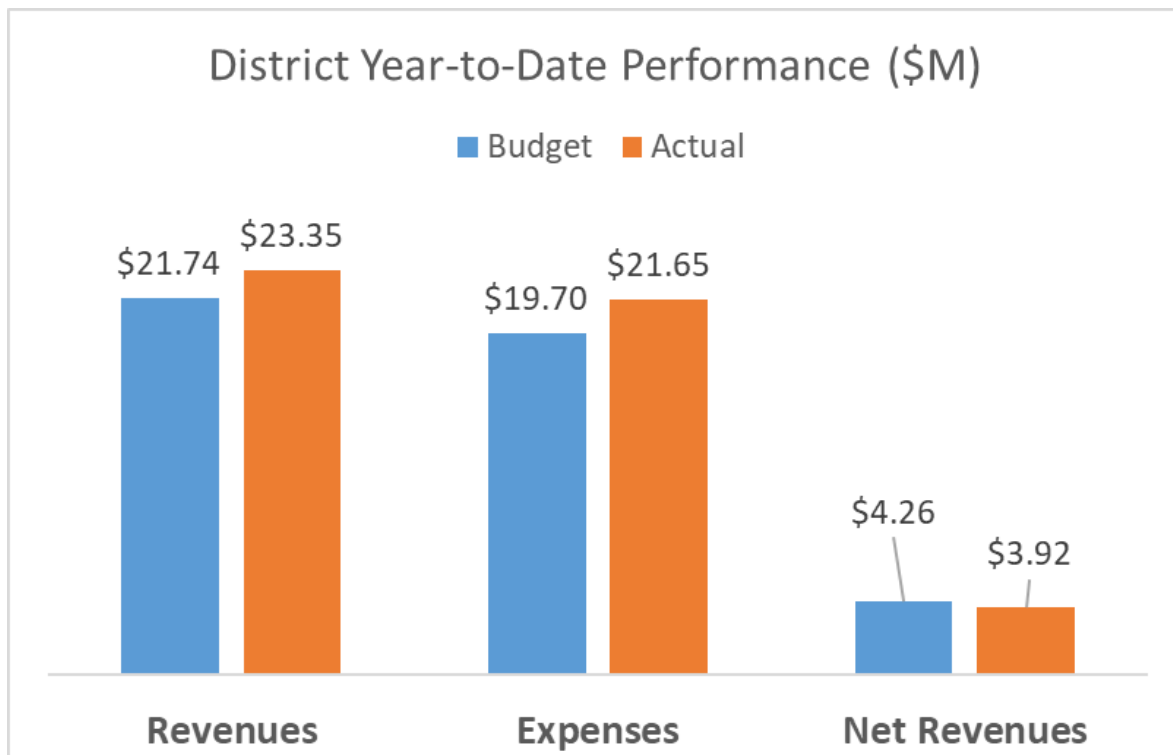
---

## Purpose

Provide an overview of changes in the District's financial position.

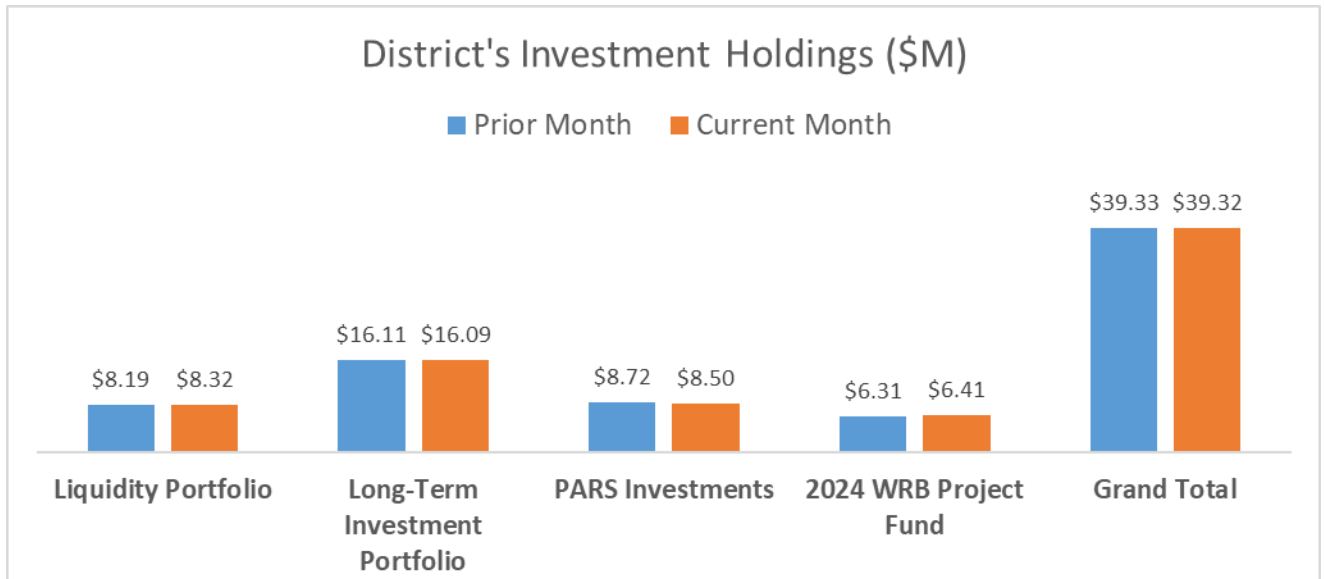
## Summary

The graph below shows the District's year-to-date Revenues, Expenditures and Net revenues.



Revenues and expenditures are trending higher than the budget. The higher revenues are being driven by onetime non-operating revenues associated with property development in the District's wastewater service area. The dry winter as driven water sales up and inline with budget. Should this weather persist sales will likely be greater than budgeted. Higher than budgeted imported water purchases are driving the District's Purchased Water Expense higher than budgeted. Staff are carefully tracking the District's financial position to identify any budget shortfalls early.

The graph below shows the District's bank holdings reported in the Treasurer's Report at the end of the current and prior month.



Overall the District's financial holdings remained flat this month. The Long-term Portfolio and PARS investments continue to perform in line with the capital markets.

Recommended Action

This item is for discussion only. No action is required.

**M E M O**

**TO:** Board of Directors  
**FROM:** David Shank, Assistant General Manager/CFO  
**DATE:** January 27, 2025  
**SUBJECT:** Treasurer's Report

---

Purpose

Provide the November 2024 Treasurer's Report, which is the end of the fiscal year. Confirm that the District's investment portfolio is in compliance with the Investment Policy and that the District is able to meet the expenditure requirements for the next 6-months.

Notes

Overall the District's financial holdings increased this month. The Long-term Investment Portfolio and PARS investments continue to perform in line with the capital markets. This month the District drew down the 2024 Revenue Bond Project Fund to reimburse itself for Water CIP expenditures made. The District continues to carefully manage its working capital to ensure its ability to meet its financial commitments.

Summary

**Treasurer's Report November 2024**

<b>Account</b>	<b>Beginning Balance</b>	<b>Ending Balance</b>
Operating Fund	\$ 6,529	\$ 5,171
Money Market	\$ 325,507	\$ 875,285
CAMP Account	\$ 6,876,489	\$ 7,311,976
<b><i>District's Liquidity Portfolio</i></b>	<b>\$ 7,208,525</b>	<b>\$ 8,192,432</b>
PFM Managed Long-term Investment Portfolio**	\$ 16,031,425	\$ 16,103,259
LAIF (Long-term Reserves)	\$ 7,084	\$ 7,084
PARS (OPEB & Pension Trust)***	\$ 8,470,516	\$ 8,721,580
Revenue Bonds 2024 Project Fund	\$ 7,426,720	\$ 6,305,252
<b><i>District Accounts Total</i></b>	<b>\$ 39,144,270</b>	<b>\$ 39,329,607</b>

\*\*\$6.21M of funds are from the sale of the Santa Margarita properties.  
The beginning balance is updated to reflect corrected August'24 ending balance

\*\*\*\$3.78M of funds are from the sale of the Santa Margarita Properties.



David Shank  
January 27, 2025



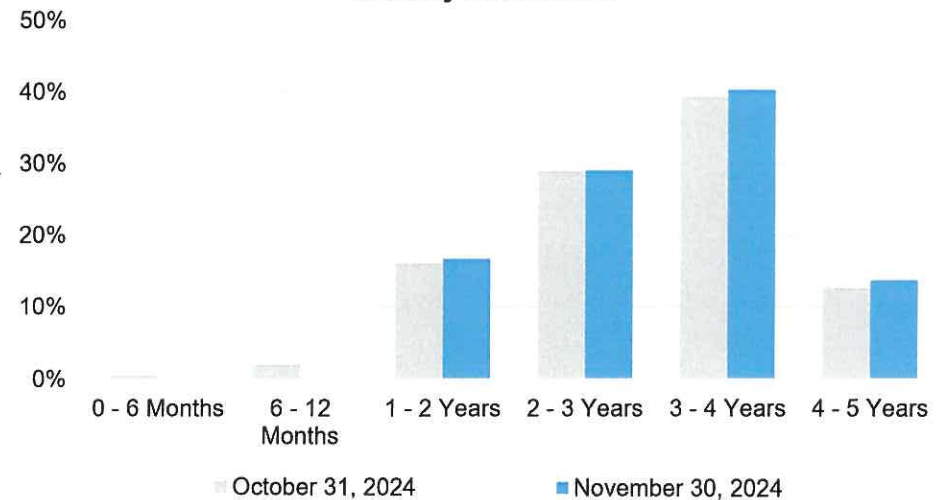
### Fallbrook Public Utilities District - Holdings Summary

Security Type	October 31, 2024	November 30, 2024	Change (\$)	Change (%)
U.S. Treasury	\$7,538,447.95	\$7,359,390.88	(\$179,057.07)	-2.4%
Municipal	\$210,853.20	\$211,321.48	\$468.28	0.2%
Federal Agency CMBS	\$3,072,401.58	\$2,690,361.88	(\$382,039.70)	-12.4%
Corporate Note	\$3,261,409.23	\$3,642,459.41	\$381,050.18	11.7%
Negotiable CD	\$102,810.60	\$102,277.40	(\$533.20)	-0.5%
Asset-Backed Security	\$1,831,517.93	\$1,594,447.73	(\$237,070.20)	-12.9%
<b>Securities Total</b>	<b>\$16,017,440.49</b>	<b>\$15,600,258.78</b>	<b>(\$180,111.51)</b>	<b>-1.1%</b>
Money Market Fund	\$13,984.81	\$503,000.00	\$489,015.19	3496.8%
<b>Total Investments</b>	<b>\$16,031,425.30</b>	<b>\$16,103,258.78</b>	<b>\$308,903.68</b>	<b>1.9%</b>

#### Summary

FY 24-25 Accrual Earnings	\$177,264.51
Yield to Maturity at Cost	4.08%
Weighted Average Maturity (Years)	2.95

Maturity Distribution



Security market values, excluding accrued interest, as on last day of month.



**Account Statement - Transaction Summary**

For the Month Ending **November 30, 2024**

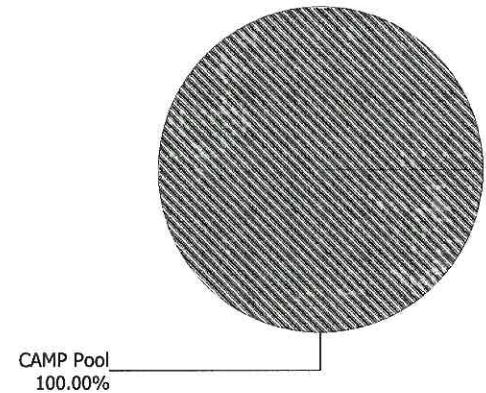
Fallbrook Public Utility District - Liquidity - 6050-004

<b>CAMP Pool</b>	
Opening Market Value	6,876,489.14
Purchases	1,375,486.40
Redemptions	(940,000.00)
Unsettled Trades	0.00
Change in Value	0.00
<b>Closing Market Value</b>	<b>\$7,311,975.54</b>
Cash Dividends and Income	25,486.40

<b>Asset Summary</b>		
	<b>November 30, 2024</b>	<b>October 31, 2024</b>
<b>CAMP Pool</b>	7,311,975.54	6,876,489.14
<b>Total</b>	<b>\$7,311,975.54</b>	<b>\$6,876,489.14</b>

<b>Asset Allocation</b>	
CAMP Pool	100.00%





**Account Statement**

For the Month Ending **November 30, 2024**

Fallbrook Public Utility District - Liquidity - 6050-004

Trade Date	Settlement Date	Transaction Description	Share or Unit Price	Dollar Amount of Transaction	Total Shares Owned
<b>CAMP Pool</b>					
<b>Opening Balance</b>					<b>6,876,489.14</b>
11/07/24	11/07/24	Redemption - Outgoing Wires	1.00	(450,000.00)	6,426,489.14
11/07/24	11/07/24	Redemption - Outgoing Wires	1.00	(420,000.00)	6,006,489.14
11/21/24	11/21/24	Redemption - Outgoing Wires	1.00	(70,000.00)	5,936,489.14
11/26/24	11/26/24	Purchase - Incoming Wires	1.00	1,350,000.00	7,286,489.14
11/29/24	12/02/24	Accrual Income Div Reinvestment - Distributions	1.00	25,486.40	7,311,975.54
<b>Closing Balance</b>					<b>7,311,975.54</b>

	Month of November	Fiscal YTD July-November		
Opening Balance	6,876,489.14	6,617,162.12	Closing Balance	7,311,975.54
Purchases	1,375,486.40	6,479,813.42	Average Monthly Balance	6,383,854.90
Redemptions (Excl. Checks)	(940,000.00)	(5,785,000.00)	Monthly Distribution Yield	4.87%
Check Disbursements	0.00	0.00		
<b>Closing Balance</b>	<b>7,311,975.54</b>	<b>7,311,975.54</b>		
Cash Dividends and Income	25,486.40	129,813.42		

**Managed Account Security Transactions & Interest**

For the Month Ending **November 30, 2024**

**FPUD - INVESTMENT PORTFOLIO - 28710100**

Transaction Type					Principal	Accrued		Realized G/L	Realized G/L	Sale
Trade	Settle	Security Description	CUSIP	Par	Proceeds	Interest	Total	Cost	Amort Cost	Method
<b>BUY</b>										
11/01/24	11/05/24	US TREASURY N/B DTD 03/31/2021 1.250% 03/31/2028	91282CBS9	400,000.00	(363,093.75)	(494.51)	(363,588.26)			
11/20/24	11/25/24	BP CAP MARKETS AMERICA (CALLABLE) DTD 11/25/2024 4.868% 11/25/2029	10373OCB4	120,000.00	(120,000.00)	0.00	(120,000.00)			
11/20/24	11/25/24	STATE STREET BANK & TR DTD 11/25/2024 4.782% 11/23/2029	857449AE2	250,000.00	(250,000.00)	0.00	(250,000.00)			
<b>Transaction Type Sub-Total</b>				<b>770,000.00</b>	<b>(733,093.75)</b>	<b>(494.51)</b>	<b>(733,588.26)</b>			
<b>INTEREST</b>										
11/01/24	11/01/24	CA ST UNIV TRUSTEES - DTD 08/09/2023 4.594% 11/01/2027	13077DTD4		0.00	1,493.05	1,493.05			
11/01/24	11/01/24	MONEY MARKET FUND DTD 01/01/2010 0.000% --	MONEY0002		0.00	463.23	463.23			
11/01/24	11/25/24	FHMS K509 A2 DTD 10/01/2023 4.850% 09/01/2028	3137HAST4		0.00	464.79	464.79			
11/01/24	11/25/24	FHMS K522 A2 DTD 06/01/2024 4.803% 05/01/2029	3137HDJJ0		0.00	600.38	600.38			
11/01/24	11/25/24	FHMS K511 A2 DTD 12/01/2023 4.860% 10/01/2028	3137HB3G7		0.00	344.25	344.25			
11/01/24	11/25/24	FHMS K058 A2 DTD 11/01/2016 2.653% 08/01/2026	3137BSP72		0.00	221.08	221.08			
11/01/24	11/25/24	FHMS K064 A2 DTD 05/01/2017 3.224% 03/01/2027	3137BXOY1		0.00	429.87	429.87			
11/01/24	11/25/24	FHMS K061 A2 DTD 01/01/2017 3.347% 11/01/2026	3137BTUM1		0.00	273.06	273.06			
11/01/24	11/25/24	FHMS K733 A2 DTD 11/01/2018 3.750% 08/01/2025	3137FJXQ7		0.00	449.85	449.85			
11/01/24	11/25/24	FHMS K743 A2 DTD 06/01/2021 1.770% 05/01/2028	3137H14B9		0.00	250.75	250.75			
11/01/24	11/25/24	FHMS K510 A2 DTD 11/01/2023 5.069% 10/01/2028	3137HB3D4		0.00	232.33	232.33			
11/01/24	11/25/24	FHMS K505 A2 DTD 07/01/2023 4.819% 06/01/2028	3137HACX2		0.00	602.38	602.38			



**Managed Account Security Transactions & Interest**

For the Month Ending **November 30, 2024**

**FPUD - INVESTMENT PORTFOLIO - 28710100**

Transaction Type	Trade	Settle	Security Description	CUSIP	Par	Principal Proceeds	Accrued Interest	Total	Realized G/L Cost	Realized G/L Amort Cost	Sale Method
<b>INTEREST</b>											
	11/01/24	11/25/24	FHMS K508 A2 DTD 10/01/2023 4.740% 08/01/2028	3137HA074		0.00	592.50	592.50			
	11/01/24	11/25/24	FHMS K529 A2 DTD 10/01/2024 4.791% 09/01/2029	3137HH6C0		0.00	379.29	379.29			
	11/01/24	11/25/24	FHMS K507 A2 DTD 09/01/2023 4.800% 09/01/2028	3137HAMS2		0.00	600.00	600.00			
	11/01/24	11/25/24	FHMS K066 A2 DTD 08/01/2017 3.117% 06/01/2027	3137F2LJ3		0.00	428.59	428.59			
	11/01/24	11/25/24	FHMS K063 A2 DTD 03/01/2017 3.430% 01/01/2027	3137BVZ82		0.00	414.46	414.46			
	11/01/24	11/25/24	FHMS K528 A2 DTD 09/01/2024 4.508% 07/01/2029	3137HFNZ4		0.00	601.07	601.07			
	11/01/24	11/25/24	FNA 2023-M6 A2 DTD 07/01/2023 4.190% 07/01/2028	3136BODE6		0.00	500.47	500.47			
	11/01/24	11/25/24	FHMS KJ46 A1 DTD 07/01/2023 4.777% 06/01/2028	3137HAD45		0.00	473.47	473.47			
	11/01/24	11/25/24	FHMS K734 A2 DTD 04/01/2019 3.208% 02/01/2026	3137FLN34		0.00	398.12	398.12			
	11/01/24	11/25/24	FHMS K065 A2 DTD 07/01/2017 3.243% 04/01/2027	3137F1G44		0.00	418.89	418.89			
	11/01/24	11/25/24	FHMS K506 A2 DTD 09/01/2023 4.650% 08/01/2028	3137HAMH6		0.00	581.25	581.25			
	11/01/24	11/25/24	FHMS K046 A2 DTD 06/01/2015 3.205% 03/01/2025	3137BJP64		0.00	262.76	262.76			
	11/01/24	11/25/24	FHMS KJ47 A1 DTD 09/01/2023 5.272% 08/01/2028	3137HAMN3		0.00	352.95	352.95			
	11/01/24	11/25/24	FHMS KJ48 A1 DTD 12/01/2023 4.858% 05/01/2028	3137HBC69		0.00	497.95	497.95			
	11/03/24	11/03/24	TEXAS INSTRUMENTS INC (CALLABLE) DTD 11/03/2017 2.900% 11/03/2027	882508BC7		0.00	1,812.50	1,812.50			
	11/05/24	11/05/24	UNILEVER CAPITAL CORP (CALLABLE) DTD 05/05/2017 2.900% 05/05/2027	904764AY3		0.00	1,740.00	1,740.00			

Managed Account Security Transactions & Interest

For the Month Ending November 30, 2024

FPUD - INVESTMENT PORTFOLIO - 28710100

Transaction Type	Trade	Settle	Security Description	CUSIP	Par	Principal Proceeds	Accrued Interest	Total	Realized G/L Cost	Realized G/L Amort Cost	Sale Method
<b>INTEREST</b>											
	11/13/24	11/13/24	NATIONAL RURAL UTIL COOP (CALLABLE) DTD 11/02/2023 5.600% 11/13/2026	63743HFK3		0.00	280.00	280.00			
	11/15/24	11/15/24	COMET 2023-A1 A DTD 05/24/2023 4.420% 05/15/2028	14041NGD7		0.00	534.08	534.08			
	11/15/24	11/15/24	DCENT 2022-A3 A3 DTD 08/09/2022 3.560% 07/15/2027	254683CW3		0.00	207.67	207.67			
	11/15/24	11/15/24	FITAT 2023-1 A3 DTD 08/23/2023 5.530% 08/15/2028	31680EAD3		0.00	483.88	483.88			
	11/15/24	11/15/24	WOART 2021-D A3 DTD 11/03/2021 0.810% 10/15/2026	98163KAC6		0.00	6.09	6.09			
	11/15/24	11/15/24	NAROT 2023-B A3 DTD 10/25/2023 5.930% 03/15/2028	65480MAD5		0.00	148.25	148.25			
	11/15/24	11/15/24	CHAIT 2023-A1 A DTD 09/15/2023 5.160% 09/15/2028	161571HT4		0.00	516.00	516.00			
	11/15/24	11/15/24	BACCT 2023-A1 A1 DTD 06/16/2023 4.790% 05/15/2028	05522RDG0		0.00	199.58	199.58			
	11/15/24	11/15/24	DCENT 2023-A2 A DTD 06/28/2023 4.930% 06/15/2028	254683CZ6		0.00	410.83	410.83			
	11/15/24	11/15/24	CARMX 2022-3 A3 DTD 07/20/2022 3.970% 04/15/2027	14318MAD1		0.00	175.96	175.96			
	11/15/24	11/15/24	COPAR 2023-2 A3 DTD 10/11/2023 5.820% 06/15/2028	14044EAD0		0.00	533.50	533.50			
	11/15/24	11/15/24	HART 2022-A A3 DTD 03/16/2022 2.220% 10/15/2026	448977AD0		0.00	43.10	43.10			
	11/15/24	11/15/24	HART 2023-C A3 DTD 11/13/2023 5.540% 10/16/2028	44918CAD4		0.00	207.75	207.75			
	11/15/24	11/15/24	FORDO 2023-B A3 DTD 06/26/2023 5.230% 05/15/2028	344930AD4		0.00	196.13	196.13			
	11/15/24	11/15/24	WFCIT 2024-A2 A DTD 10/24/2024 4.290% 10/15/2029	92970OAE5		0.00	175.18	175.18			
	11/15/24	11/15/24	CONNECTICUT ST-A-TXBL DTD 06/22/2023 4.506% 05/15/2028	20772KTK5		0.00	788.55	788.55			

**Managed Account Security Transactions & Interest**

For the Month Ending **November 30, 2024**

**FPUD - INVESTMENT PORTFOLIO - 28710100**

Transaction Type		Security Description	CUSIP	Par	Principal Proceeds	Accrued Interest	Total	Realized G/L	Realized G/L	Sale
Trade	Settle							Cost	Amort Cost	Method
<b>INTEREST</b>										
11/15/24	11/15/24	FORDO 2022-A A3 DTD 01/24/2022 1.290% 06/15/2026	345286AC2		0.00	11.96	11.96			
11/15/24	11/15/24	CARMX 2021-3 A3 DTD 07/28/2021 0.550% 06/15/2026	14317DAC4		0.00	6.24	6.24			
11/15/24	11/15/24	DTRT 2023-1 A3 DTD 09/27/2023 5.900% 03/15/2027	233868AC2		0.00	417.92	417.92			
11/15/24	11/15/24	UNITED PARCEL SERVICE (CALLABLE) DTD 11/14/2017 3.050% 11/15/2027	911312BM7		0.00	1,982.50	1,982.50			
11/15/24	11/15/24	MBART 2022-1 A3 DTD 11/22/2022 5.210% 08/16/2027	58768PAC8		0.00	365.88	365.88			
11/15/24	11/15/24	HART 2023-B A3 DTD 07/19/2023 5.480% 04/17/2028	44933XAD9		0.00	228.33	228.33			
11/15/24	11/15/24	COMET 2021-A3 A3 DTD 11/30/2021 1.040% 11/15/2026	14041NFY2		0.00	60.67	60.67			
11/15/24	11/15/24	US TREASURY N/B DTD 05/15/2024 4.500% 05/15/2027	91282CKR1		0.00	3,150.00	3,150.00			
11/15/24	11/15/24	AMERICAN HONDA FINANCE DTD 11/15/2023 5.650% 11/15/2028	02665WEV9		0.00	1,695.00	1,695.00			
11/15/24	11/15/24	ALLYA 2023-1 A3 DTD 07/19/2023 5.460% 05/15/2028	02007WAC2		0.00	386.75	386.75			
11/16/24	11/16/24	GMCAR 2022-1 A3 DTD 01/19/2022 1.260% 11/16/2026	380146AC4		0.00	7.45	7.45			
11/16/24	11/16/24	GMCAR 2021-4 A3 DTD 10/21/2021 0.680% 09/16/2026	362554AC1		0.00	4.85	4.85			
11/16/24	11/16/24	GMCAR 2023-4 A3 DTD 10/11/2023 5.780% 08/16/2028	379930AD2		0.00	264.92	264.92			
11/16/24	11/16/24	GMCAR 2023-3 A3 DTD 07/19/2023 5.450% 06/16/2028	36267KAD9		0.00	227.08	227.08			
11/18/24	11/18/24	HAROT 2023-3 A3 DTD 08/22/2023 5.410% 02/18/2028	43815OAC1		0.00	428.29	428.29			
11/21/24	11/21/24	HAROT 2023-4 A3 DTD 11/08/2023 5.670% 06/21/2028	438123AC5		0.00	118.13	118.13			
11/21/24	11/21/24	HAROT 2021-4 A3 DTD 11/24/2021 0.880% 01/21/2026	43815GAC3		0.00	5.97	5.97			

**Managed Account Security Transactions & Interest**

For the Month Ending **November 30, 2024**

**FPUD - INVESTMENT PORTFOLIO - 28710100**

Transaction Type		Security Description	CUSIP	Par	Principal Proceeds	Accrued Interest	Total	Realized G/L Cost	Realized G/L Amort Cost	Sale Method
Trade	Settle									
<b>INTEREST</b>										
11/25/24	11/25/24	BMWOT 2023-A A3 DTD 07/18/2023 5.470% 02/25/2028	05592XAD2		0.00	182.33	182.33			
11/25/24	11/25/24	BMWOT 2022-A A3 DTD 05/18/2022 3.210% 08/25/2026	05602RAD3		0.00	33.75	33.75			
11/28/24	11/28/24	ASTRAZENECA FINANCE LLC (CALLABLE) DTD 05/28/2021 1.750% 05/28/2028	04636NAE3		0.00	1,181.25	1,181.25			
11/30/24	11/30/24	US TREASURY N/B DTD 06/01/2021 0.750% 05/31/2026	91282CCF6		0.00	1,368.75	1,368.75			
11/30/24	11/30/24	US TREASURY N/B DTD 11/30/2021 1.250% 11/30/2026	91282CDK4		0.00	1,562.50	1,562.50			
<b>Transaction Type Sub-Total</b>					<b>0.00</b>	<b>34,476.36</b>	<b>34,476.36</b>			
<b>PAYDOWNS</b>										
11/01/24	11/25/24	FNA 2023-M6 A2 DTD 07/01/2023 4.190% 07/01/2028	3136BODE6	0.81	0.81	0.00	0.81	0.01	0.01	
11/01/24	11/25/24	FHMS K046 A2 DTD 06/01/2015 3.205% 03/01/2025	3137BJP64	8,263.28	8,263.28	0.00	8,263.28	61.65	9.37	
11/01/24	11/25/24	FHMS KJ48 A1 DTD 12/01/2023 4.858% 05/01/2028	3137HBC69	256.10	256.10	0.00	256.10	0.00	0.00	
11/01/24	11/25/24	FHMS KJ46 A1 DTD 07/01/2023 4.777% 06/01/2028	3137HAD45	77.27	77.27	0.00	77.27	0.00	0.00	
11/01/24	11/25/24	FHMS K733 A2 DTD 11/01/2018 3.750% 08/01/2025	3137FJXO7	65.33	65.33	0.00	65.33	1.81	0.73	
11/01/24	11/25/24	FHMS K734 A2 DTD 04/01/2019 3.208% 02/01/2026	3137FLN34	152.03	152.03	0.00	152.03	6.58	3.43	
11/01/24	11/25/24	FHMS K061 A2 DTD 01/01/2017 3.347% 11/01/2026	3137BTUM1	191.84	191.84	0.00	191.84	5.91	3.48	
11/01/24	11/25/24	FHMS KJ47 A1 DTD 09/01/2023 5.272% 08/01/2028	3137HAMN3	169.12	169.12	0.00	169.12	0.00	0.00	
11/15/24	11/15/24	HART 2022-A A3 DTD 03/16/2022 2.220% 10/15/2026	448977AD0	2,709.43	2,709.43	0.00	2,709.43	0.10	0.04	
11/15/24	11/15/24	FORDO 2022-A A3 DTD 01/24/2022 1.290% 06/15/2026	345286AC2	1,641.19	1,641.19	0.00	1,641.19	0.20	0.07	

Managed Account Security Transactions & Interest

For the Month Ending November 30, 2024

FPUD - INVESTMENT PORTFOLIO - 28710100

Transaction Type		Security Description	CUSIP	Par	Principal Proceeds	Accrued Interest	Total	Realized G/L Cost	Realized G/L Amort Cost	Sale Method
Trade	Settle									
<b>PAYDOWNS</b>										
11/15/24	11/15/24	COMET 2021-A3 A3 DTD 11/30/2021 1.040% 11/15/2026	14041NFY2	70,000.00	70,000.00	0.00	70,000.00	9.65	3.89	
11/15/24	11/15/24	WOART 2021-D A3 DTD 11/03/2021 0.810% 10/15/2026	98163KAC6	1,346.83	1,346.83	0.00	1,346.83	0.18	0.07	
11/15/24	11/15/24	CARMX 2022-3 A3 DTD 07/20/2022 3.970% 04/15/2027	14318MAD1	3,867.09	3,867.09	0.00	3,867.09	0.09	0.05	
11/15/24	11/15/24	MBART 2022-1 A3 DTD 11/22/2022 5.210% 08/16/2027	58768PAC8	5,790.57	5,790.57	0.00	5,790.57	1.15	0.67	
11/15/24	11/15/24	CARMX 2021-3 A3 DTD 07/28/2021 0.550% 06/15/2026	14317DAC4	2,228.93	2,228.93	0.00	2,228.93	0.36	0.12	
11/16/24	11/16/24	GMCAR 2022-1 A3 DTD 01/19/2022 1.260% 11/16/2026	380146AC4	865.53	865.53	0.00	865.53	0.08	0.04	
11/16/24	11/16/24	GMCAR 2021-4 A3 DTD 10/21/2021 0.680% 09/16/2026	362554AC1	1,174.22	1,174.22	0.00	1,174.22	0.03	0.01	
11/21/24	11/21/24	HAROT 2021-4 A3 DTD 11/24/2021 0.880% 01/21/2026	43815GAC3	1,364.17	1,364.17	0.00	1,364.17	0.29	0.08	
11/25/24	11/25/24	BMWOT 2022-A A3 DTD 05/18/2022 3.210% 08/25/2026	05602RAD3	1,437.70	1,437.70	0.00	1,437.70	0.07	0.03	
<b>Transaction Type Sub-Total</b>				<b>101,601.44</b>	<b>101,601.44</b>	<b>0.00</b>	<b>101,601.44</b>	<b>88.16</b>	<b>22.09</b>	
<b>SELL</b>										
11/01/24	11/05/24	BACCT 2022-A2 A2 DTD 11/23/2022 5.000% 04/15/2028	05522RDF2	145,000.00	145,645.70	402.78	146,048.48	(39.65)	160.91	FIFO
11/01/24	11/05/24	US TREASURY N/B DTD 11/02/2020 0.250% 10/31/2025	91282CAT8	200,000.00	192,179.69	6.91	192,186.60	(3,234.37)	(6,776.73)	FIFO
11/01/24	11/05/24	US TREASURY N/B DTD 02/01/2021 0.375% 01/31/2026	91282CBH3	25,000.00	23,833.01	24.71	23,857.72	(828.12)	(1,071.91)	FIFO
11/01/24	11/05/24	US TREASURY N/B DTD 02/01/2021 0.375% 01/31/2026	91282CBH3	150,000.00	142,998.04	148.27	143,146.31	(3,767.59)	(6,134.34)	FIFO
11/19/24	11/22/24	FHMS K046 A2 DTD 06/01/2015 3.205% 03/01/2025	3137BJP64	90,116.48	89,528.61	168.48	89,697.09	84.48	(500.54)	FIFO
11/19/24	11/22/24	FHMS K733 A2 DTD 11/01/2018 3.750% 08/01/2025	3137FJX07	143,887.57	142,712.87	314.75	143,027.62	2,812.42	316.37	FIFO

**Managed Account Security Transactions & Interest**

For the Month Ending **November 30, 2024**

**FPUD - INVESTMENT PORTFOLIO - 28710100**

Transaction Type					Principal	Accrued		Realized G/L	Realized G/L	Sale
Trade	Settle	Security Description	CUSIP	Par	Proceeds	Interest	Total	Cost	Amort Cost	Method
<b>SELL</b>										
11/19/24	11/22/24	FHMS K734 A2 DTD 04/01/2019 3.208% 02/01/2026	3137FLN34	148,771.26	146,562.93	278.40	146,841.33	4,230.68	1,000.55	FIFO
11/20/24	11/25/24	US TREASURY N/B DTD 11/01/2021 1.375% 10/31/2028	91282CDF5	225,000.00	201,506.84	213.66	201,720.50	5,106.45	(575.17)	FIFO
<b>Transaction Type Sub-Total</b>				<b>1,127,775.31</b>	<b>1,084,967.69</b>	<b>1,557.96</b>	<b>1,086,525.65</b>	<b>4,364.30</b>	<b>(13,580.86)</b>	
<b>Managed Account Sub-Total</b>					<b>453,475.38</b>	<b>35,539.81</b>	<b>489,015.19</b>	<b>4,452.46</b>	<b>(13,558.77)</b>	
<b>Total Security Transactions</b>					<b>\$453,475.38</b>	<b>\$35,539.81</b>	<b>\$489,015.19</b>	<b>\$4,452.46</b>	<b>(\$13,558.77)</b>	

California State Treasurer  
**Fiona Ma, CPA**



Local Agency Investment Fund  
P.O. Box 942809  
Sacramento, CA 94209-0001  
(916) 653-3001

December 02, 2024

[LAIF Home](#)  
[PMIA Average Monthly Yields](#)

FALLBROOK PUBLIC UTILITY DISTRICT

TREASURER  
990 E MISSION ROAD  
FALLBROOK, CA 92028

[Tran Type Definitions](#)

**Account Number:** 85-37-001

November 2024 Statement

**Account Summary**

Total Deposit:	0.00	Beginning Balance:	7,083.77
Total Withdrawal:	0.00	Ending Balance:	7,083.77

FALLBROOK PUBLIC UTILITY DISTRICT  
PARS Post-Employment Benefits Trust

Account Report for the Period  
11/1/2024 to 11/30/2024

David Shank  
Assistant General Manager/CFO  
Fallbrook Public Utility District  
990 East Mission Road  
Fallbrook, CA 92028

### Account Summary

Source	Balance as of 11/1/2024	Contributions	Earnings	Expenses	Distributions	Transfers	Balance as of 11/30/2024
OPEB	\$1,212,442.53	\$0.00	\$36,498.74	\$562.33	\$0.00	\$0.00	\$1,248,378.94
PENSION	\$7,258,073.84	\$0.00	\$218,493.29	\$3,366.32	\$0.00	\$0.00	\$7,473,200.81
<b>Totals</b>	<b>\$8,470,516.37</b>	<b>\$0.00</b>	<b>\$254,992.03</b>	<b>\$3,928.65</b>	<b>\$0.00</b>	<b>\$0.00</b>	<b>\$8,721,579.75</b>

### Investment Selection

Source

OPEB Moderate - Strategic Blend  
PENSION Moderate - Strategic Blend

### Investment Objective

Source

OPEB The dual goals of the Moderate Strategy are growth of principal and income. It is expected that dividend and interest income will comprise a significant portion of total return, although growth through capital appreciation is equally important. The portfolio will be allocated between equity and fixed income investments.

PENSION The dual goals of the Moderate Strategy are growth of principal and income. It is expected that dividend and interest income will comprise a significant portion of total return, although growth through capital appreciation is equally important. The portfolio will be allocated between equity and fixed income investments.

### Investment Return

Source	1-Month	3-Months	1-Year	Annualized Return			Plan's Inception Date
				3-Years	5-Years	10-Years	
OPEB	3.01%	2.41%	17.79%	3.73%	6.48%	-	2/16/2017
PENSION	3.01%	2.41%	17.82%	3.74%	6.48%	-	2/16/2017

Information as provided by US Bank, Trustee for PARS. Not FDIC Insured. No Bank Guarantee. May Lose Value.

Past performance does not guarantee future results. Performance returns may not reflect the deduction of applicable fees, which could reduce returns. Information is deemed reliable but may be subject to change.  
Investment Return: Annualized rate of return is the return on an investment over a period other than one year multiplied or divided to give a comparable one-year return.  
Account balances are inclusive of Trust Administration, Trustee and Investment Management fees.





Account Name: Fallbrook Public Utility District Water Revenue Refunding Bonds 2024 Project Fund  
Account Number: 219614005

90  
058129834- 2-N-01  
712530998-241130-6079--058129232- 01

Page 2 of 10  
November 1, 2024 to November 30, 2024

---

**MARKET VALUE SUMMARY**

---

**Current Period**  
**11/01/24 to 11/30/24**

---

Beginning Market Value \$7,426,719.98

Cash and Securities Disbursements -1,160,438.97

---

Adjusted Market Value \$6,266,281.01

---

**Investment Results**

Interest, Dividends and Other Income 38,971.47

---

Total Investment Results \$38,971.47

---

Ending Market Value \$6,305,252.48

---

**M E M O**

**TO:** Board of Directors  
**FROM:** David Shank, Assistant General Manager/CFO  
**DATE:** January 27, 2025  
**SUBJECT:** Treasurer's Report

---

Purpose

Provide the December 2024 Treasurer's Report, which is the end of the fiscal year. Confirm that the District's investment portfolio is in compliance with the Investment Policy and that the District is able to meet the expenditure requirements for the next 6-months.

Notes

Overall the District's financial holdings remained flat this month. The Long-term Investment Portfolio and PARS investments continue to perform in line with the capital markets. The District continues to carefully manage its working capital to ensure its ability to meet its financial commitments.

Summary

**Treasurer's Report December 2024**

<b>Account</b>	<b>Beginning Balance</b>	<b>Ending Balance</b>
Operating Fund	\$ 5,171	\$ 32,472
Money Market	\$ 875,285	\$ 1,011,402
CAMP Account	\$ 7,311,976	\$ 7,271,307
<b><i>District's Liquidity Portfolio</i></b>	<b><i>\$ 8,192,432</i></b>	<b><i>\$ 8,315,181</i></b>
PFM Managed Long-term Investment Portfolio**	\$ 16,103,259	\$ 16,085,904
LAIF (Long-term Reserves)	\$ 7,084	\$ 7,084
PARS (OPEB & Pension Trust)***	\$ 8,721,580	\$ 8,504,701
Revenue Bonds 2024 Project Fund	\$ 6,305,252	\$ 6,407,402
<b><i>District Accounts Total</i></b>	<b><i>\$ 39,329,607</i></b>	<b><i>\$ 39,320,272</i></b>

\*\*\$6.21M of funds are from the sale of the Santa Margarita properties.  
The beginning balance is updated to reflect corrected August'24 ending balance

\*\*\*\$3.78M of funds are from the sale of the Santa Margarita Properties.



David Shank  
January 27, 2025

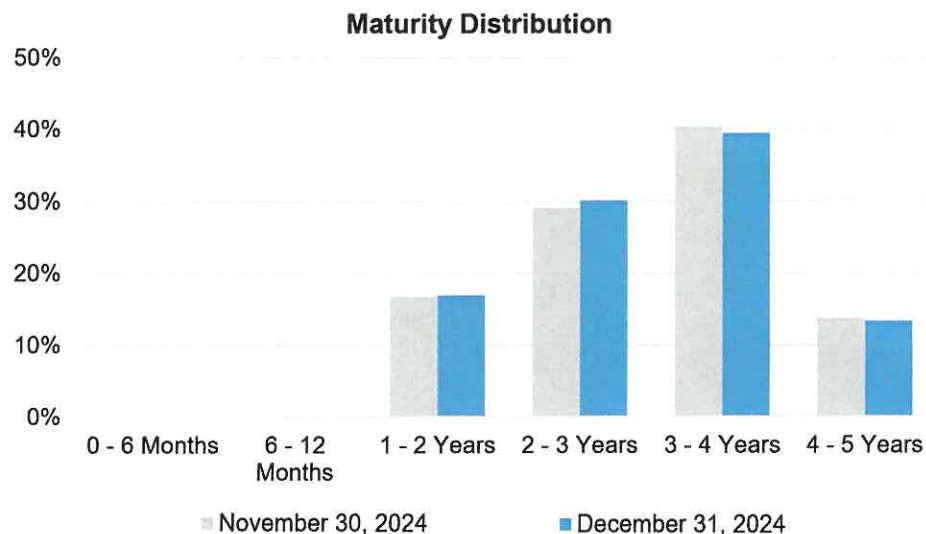


### Fallbrook Public Utilities District - Holdings Summary

Security Type	November 30, 2024	December 31, 2024	Change (\$)	Change (%)
U.S. Treasury	\$7,359,390.88	\$7,781,591.25	\$422,200.37	5.7%
Municipal	\$211,321.48	\$210,849.69	(\$471.79)	-0.2%
Federal Agency CMBS	\$2,690,361.88	\$2,835,629.38	\$145,267.50	5.4%
Corporate Note	\$3,642,459.41	\$3,375,635.38	(\$266,824.03)	-7.3%
Negotiable CD	\$102,277.40	\$102,461.40	\$184.00	0.2%
Asset-Backed Security	\$1,594,447.73	\$1,573,967.53	(\$20,480.20)	-1.3%
<b>Securities Total</b>	<b>\$15,600,258.78</b>	<b>\$15,880,134.63</b>	<b>\$300,356.05</b>	<b>1.9%</b>
Money Market Fund	\$503,000.00	\$205,768.99	(\$297,231.01)	-59.1%
<b>Total Investments</b>	<b>\$16,103,258.78</b>	<b>\$16,085,903.62</b>	<b>\$3,125.04</b>	<b>0.0%</b>

#### Summary

FY 24-25 Accrual Earnings	\$232,843.08
Yield to Maturity at Cost	4.08%
Weighted Average Maturity (Years)	2.92



Security market values, excluding accrued interest, as on last day of month.



**Account Statement - Transaction Summary**

For the Month Ending **December 31, 2024**

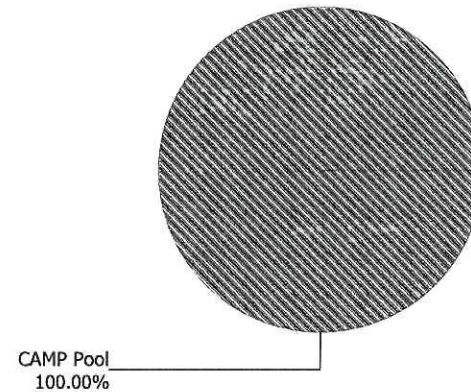
Fallbrook Public Utility District - Liquidity - 6050-004

<b>CAMP Pool</b>	
Opening Market Value	7,311,975.54
Purchases	729,331.06
Redemptions	(770,000.00)
Unsettled Trades	0.00
Change in Value	0.00
<b>Closing Market Value</b>	<b>\$7,271,306.60</b>
Cash Dividends and Income	29,331.06

<b>Asset Summary</b>	<b>December 31, 2024</b>	<b>November 30, 2024</b>
<b>CAMP Pool</b>	7,271,306.60	7,311,975.54
<b>Total</b>	<b>\$7,271,306.60</b>	<b>\$7,311,975.54</b>

<b>Asset Allocation</b>	
CAMP Pool	100.00%





**Account Statement**

For the Month Ending **December 31, 2024**

Fallbrook Public Utility District - Liquidity - 6050-004

Trade Date	Settlement Date	Transaction Description	Share or Unit Price	Dollar Amount of Transaction	Total Shares Owned
<b>CAMP Pool</b>					
<b>Opening Balance</b>					<b>7,311,975.54</b>
12/05/24	12/05/24	Redemption - Outgoing Wires	1.00	(220,000.00)	7,091,975.54
12/13/24	12/13/24	Purchase - Incoming Wires	1.00	700,000.00	7,791,975.54
12/19/24	12/19/24	Redemption - Outgoing Wires	1.00	(350,000.00)	7,441,975.54
12/20/24	12/20/24	Redemption - Outgoing Wires	1.00	(200,000.00)	7,241,975.54
12/31/24	01/02/25	Accrual Income Div Reinvestment - Distributions	1.00	29,331.06	7,271,306.60
<b>Closing Balance</b>					<b>7,271,306.60</b>

	Month of December	Fiscal YTD July-December		
<b>Opening Balance</b>	7,311,975.54	6,617,162.12	<b>Closing Balance</b>	7,271,306.60
<b>Purchases</b>	729,331.06	7,209,144.48	<b>Average Monthly Balance</b>	7,326,147.51
<b>Redemptions (Excl. Checks)</b>	(770,000.00)	(6,555,000.00)	<b>Monthly Distribution Yield</b>	4.73%
<b>Check Disbursements</b>	0.00	0.00		
<b>Closing Balance</b>	<b>7,271,306.60</b>	<b>7,271,306.60</b>		
<b>Cash Dividends and Income</b>	29,331.06	159,144.48		

Managed Account Security Transactions & Interest

For the Month Ending December 31, 2024

FPUD - INVESTMENT PORTFOLIO - 28710100

Transaction Type		Security Description	CUSIP	Par	Principal Proceeds	Accrued Interest	Total	Realized G/L Cost	Realized G/L Amort Cost	Sale Method
Trade	Settle									
<b>BUY</b>										
12/02/24	12/05/24	US TREASURY N/B DTD 11/02/2020 0.500% 10/31/2027	91282CAU5	350,000.00	(315,177.73)	(169.20)	(315,346.93)			
12/03/24	12/05/24	US TREASURY N/B DTD 11/15/2017 2.250% 11/15/2027	9128283F5	130,000.00	(123,291.80)	(161.60)	(123,453.40)			
12/12/24	12/17/24	FNA 2024-M6 A2 DTD 11/01/2024 2.905% 07/01/2027	3136BTGM9	165,000.00	(159,225.00)	(213.06)	(159,438.06)			
<b>Transaction Type Sub-Total</b>				<b>645,000.00</b>	<b>(597,694.53)</b>	<b>(543.86)</b>	<b>(598,238.39)</b>			
<b>INTEREST</b>										
12/01/24	12/25/24	FHMS KJ48 A1 DTD 12/01/2023 4.858% 05/01/2028	3137HBC69		0.00	496.92	496.92			
12/01/24	12/25/24	FHMS K507 A2 DTD 09/01/2023 4.800% 09/01/2028	3137HAMS2		0.00	600.00	600.00			
12/01/24	12/25/24	FHMS K529 A2 DTD 10/01/2024 4.791% 09/01/2029	3137HH6C0		0.00	379.29	379.29			
12/01/24	12/25/24	FHMS K063 A2 DTD 03/01/2017 3.430% 01/01/2027	3137BVZ82		0.00	414.46	414.46			
12/01/24	12/25/24	FHMS K061 A2 DTD 01/01/2017 3.347% 11/01/2026	3137BTUM1		0.00	272.52	272.52			
12/01/24	12/25/24	FHMS K506 A2 DTD 09/01/2023 4.650% 08/01/2028	3137HAMH6		0.00	581.25	581.25			
12/01/24	12/25/24	FHMS K510 A2 DTD 11/01/2023 5.069% 10/01/2028	3137HB3D4		0.00	232.33	232.33			
12/01/24	12/25/24	FHMS K743 A2 DTD 06/01/2021 1.770% 05/01/2028	3137H14B9		0.00	250.75	250.75			
12/01/24	12/25/24	FHMS K522 A2 DTD 06/01/2024 4.803% 05/01/2029	3137HDJJ0		0.00	600.38	600.38			
12/01/24	12/25/24	FHMS K528 A2 DTD 09/01/2024 4.508% 07/01/2029	3137HFNZ4		0.00	601.07	601.07			
12/01/24	12/25/24	FHMS KJ46 A1 DTD 07/01/2023 4.777% 06/01/2028	3137HAD45		0.00	473.17	473.17			
12/01/24	12/25/24	FHMS K064 A2 DTD 05/01/2017 3.224% 03/01/2027	3137BXOY1		0.00	429.87	429.87			

Managed Account Security Transactions & Interest

For the Month Ending December 31, 2024

FPUD - INVESTMENT PORTFOLIO - 28710100

Transaction Type	Trade	Settle	Security Description	CUSIP	Par	Principal Proceeds	Accrued Interest	Total	Realized G/L Cost	Realized G/L Amort Cost	Sale Method
<b>INTEREST</b>											
	12/01/24	12/25/24	FHMS K509 A2 DTD 10/01/2023 4.850% 09/01/2028	3137HAST4		0.00	464.79	464.79			
	12/01/24	12/25/24	FHMS K511 A2 DTD 12/01/2023 4.860% 10/01/2028	3137HB3G7		0.00	344.25	344.25			
	12/01/24	12/25/24	FHMS K505 A2 DTD 07/01/2023 4.819% 06/01/2028	3137HACX2		0.00	602.38	602.38			
	12/01/24	12/25/24	FHMS K065 A2 DTD 07/01/2017 3.243% 04/01/2027	3137F1G44		0.00	418.89	418.89			
	12/01/24	12/25/24	FHMS K058 A2 DTD 11/01/2016 2.653% 08/01/2026	3137BSP72		0.00	221.08	221.08			
	12/01/24	12/25/24	FNA 2023-M6 A2 DTD 07/01/2023 4.181% 07/01/2028	3136BODE6		0.00	499.41	499.41			
	12/01/24	12/25/24	FHMS KJ47 A1 DTD 09/01/2023 5.272% 08/01/2028	3137HAMN3		0.00	352.21	352.21			
	12/01/24	12/25/24	FHMS K508 A2 DTD 10/01/2023 4.740% 08/01/2028	3137HAQ74		0.00	592.50	592.50			
	12/01/24	12/25/24	FHMS K066 A2 DTD 08/01/2017 3.117% 06/01/2027	3137F2LJ3		0.00	428.59	428.59			
	12/02/24	12/02/24	MONEY MARKET FUND DTD 01/01/2010 0.000% --	MONEY0002		0.00	1,061.58	1,061.58			
	12/13/24	12/13/24	BANK OF NY MELLON CORP (CALLABLE) DTD 06/13/2022 3.992% 06/13/2028	06406RBG1		0.00	4,990.00	4,990.00			
	12/15/24	12/15/24	DCENT 2022-A3 A3 DTD 08/09/2022 3.560% 07/15/2027	254683CW3		0.00	207.67	207.67			
	12/15/24	12/15/24	HART 2023-C A3 DTD 11/13/2023 5.540% 10/16/2028	44918CAD4		0.00	207.75	207.75			
	12/15/24	12/15/24	WFCIT 2024-A2 A DTD 10/24/2024 4.290% 10/15/2029	92970OAE5		0.00	250.25	250.25			
	12/15/24	12/15/24	NAROT 2023-B A3 DTD 10/25/2023 5.930% 03/15/2028	65480MAD5		0.00	148.25	148.25			
	12/15/24	12/15/24	FITAT 2023-1 A3 DTD 08/23/2023 5.530% 08/15/2028	31680EAD3		0.00	483.88	483.88			

Managed Account Security Transactions & Interest

For the Month Ending December 31, 2024

FPUD - INVESTMENT PORTFOLIO - 28710100

Transaction Type		Security Description	CUSIP	Par	Principal Proceeds	Accrued Interest	Total	Realized G/L Cost	Realized G/L Amort Cost	Sale Method
Trade	Settle									
<b>INTEREST</b>										
12/15/24	12/15/24	COPAR 2023-2 A3 DTD 10/11/2023 5.820% 06/15/2028	14044EAD0		0.00	533.50	533.50			
12/15/24	12/15/24	FORDO 2023-B A3 DTD 06/26/2023 5.230% 05/15/2028	344930AD4		0.00	196.13	196.13			
12/15/24	12/15/24	HART 2022-A A3 DTD 03/16/2022 2.220% 10/15/2026	448977AD0		0.00	38.09	38.09			
12/15/24	12/15/24	COMET 2023-A1 A DTD 05/24/2023 4.420% 05/15/2028	14041NGD7		0.00	534.08	534.08			
12/15/24	12/15/24	DTRT 2023-1 A3 DTD 09/27/2023 5.900% 03/15/2027	233868AC2		0.00	417.92	417.92			
12/15/24	12/15/24	DCENT 2023-A2 A DTD 06/28/2023 4.930% 06/15/2028	254683CZ6		0.00	410.83	410.83			
12/15/24	12/15/24	FORDO 2022-A A3 DTD 01/24/2022 1.290% 06/15/2026	345286AC2		0.00	10.19	10.19			
12/15/24	12/15/24	ALLYA 2023-1 A3 DTD 07/19/2023 5.460% 05/15/2028	02007WAC2		0.00	386.75	386.75			
12/15/24	12/15/24	CARMX 2021-3 A3 DTD 07/28/2021 0.550% 06/15/2026	14317DAC4		0.00	5.21	5.21			
12/15/24	12/15/24	MBART 2022-1 A3 DTD 11/22/2022 5.210% 08/16/2027	58768PAC8		0.00	340.74	340.74			
12/15/24	12/15/24	WOART 2021-D A3 DTD 11/03/2021 0.810% 10/15/2026	98163KAC6		0.00	5.18	5.18			
12/15/24	12/15/24	BACCT 2023-A1 A1 DTD 06/16/2023 4.790% 05/15/2028	05522RDG0		0.00	199.58	199.58			
12/15/24	12/15/24	CARMX 2022-3 A3 DTD 07/20/2022 3.970% 04/15/2027	14318MAD1		0.00	163.17	163.17			
12/15/24	12/15/24	HART 2023-B A3 DTD 07/19/2023 5.480% 04/17/2028	44933XAD9		0.00	228.33	228.33			
12/15/24	12/15/24	CHAIT 2023-A1 A DTD 09/15/2023 5.160% 09/15/2028	161571HT4		0.00	516.00	516.00			
12/16/24	12/16/24	GMCAR 2023-3 A3 DTD 07/19/2023 5.450% 06/16/2028	36267KAD9		0.00	227.08	227.08			
12/16/24	12/16/24	GMCAR 2022-1 A3 DTD 01/19/2022 1.260% 11/16/2026	380146AC4		0.00	6.54	6.54			



Managed Account Security Transactions & Interest

For the Month Ending December 31, 2024

FPUD - INVESTMENT PORTFOLIO - 28710100

Transaction Type	Trade	Settle	Security Description	CUSIP	Par	Principal Proceeds	Accrued Interest	Total	Realized G/L Cost	Realized G/L Amort Cost	Sale Method
<b>INTEREST</b>											
	12/16/24	12/16/24	GMCAR 2021-4 A3 DTD 10/21/2021 0.680% 09/16/2026	362554AC1		0.00	4.19	4.19			
	12/16/24	12/16/24	GMCAR 2023-4 A3 DTD 10/11/2023 5.780% 08/16/2028	379930AD2		0.00	264.92	264.92			
	12/18/24	12/18/24	HAROT 2023-3 A3 DTD 08/22/2023 5.410% 02/18/2028	43815OAC1		0.00	428.29	428.29			
	12/21/24	12/21/24	HAROT 2023-4 A3 DTD 11/08/2023 5.670% 06/21/2028	438123AC5		0.00	118.13	118.13			
	12/21/24	12/21/24	HAROT 2021-4 A3 DTD 11/24/2021 0.880% 01/21/2026	43815GAC3		0.00	4.97	4.97			
	12/25/24	12/25/24	BMWOT 2022-A A3 DTD 05/18/2022 3.210% 08/25/2026	05602RAD3		0.00	29.91	29.91			
	12/25/24	12/25/24	BMWOT 2023-A A3 DTD 07/18/2023 5.470% 02/25/2028	05592XAD2		0.00	182.33	182.33			
	12/31/24	12/31/24	US TREASURY N/B DTD 06/30/2022 3.250% 06/30/2029	91282CEV9		0.00	4,062.50	4,062.50			
	12/31/24	12/31/24	US TREASURY N/B DTD 12/31/2021 1.250% 12/31/2026	91282CDO1		0.00	625.00	625.00			
	12/31/24	12/31/24	US TREASURY N/B DTD 06/30/2021 1.250% 06/30/2028	91282CCH2		0.00	1,875.00	1,875.00			
	12/31/24	12/31/24	US TREASURY N/B DTD 06/30/2021 0.875% 06/30/2026	91282CCJ8		0.00	1,640.63	1,640.63			
	12/31/24	12/31/24	US TREASURY N/B DTD 06/30/2020 0.500% 06/30/2027	912828ZV5		0.00	625.00	625.00			
<b>Transaction Type Sub-Total</b>						<b>0.00</b>	<b>30,685.68</b>	<b>30,685.68</b>			
<b>PAYDOWNS</b>											
	12/01/24	12/25/24	FHMS KJ46 A1 DTD 07/01/2023 4.777% 06/01/2028	3137HAD45	98.51	98.51	0.00	98.51	0.01	0.01	
	12/01/24	12/25/24	FHMS KJ48 A1 DTD 12/01/2023 4.858% 05/01/2028	3137HBC69	363.90	363.90	0.00	363.90	0.00	0.00	
	12/01/24	12/25/24	FHMS KJ47 A1 DTD 09/01/2023 5.272% 08/01/2028	3137HAMN3	217.33	217.33	0.00	217.33	0.00	0.00	

Managed Account Security Transactions & Interest

For the Month Ending December 31, 2024

FPUD - INVESTMENT PORTFOLIO - 28710100

Transaction Type	Trade	Settle	Security Description	CUSIP	Par	Principal Proceeds	Accrued Interest	Total	Realized G/L Cost	Realized G/L Amort Cost	Sale Method
<b>PAYDOWNS</b>											
	12/01/24	12/25/24	FNA 2023-M6 A2 DTD 07/01/2023 4.181% 07/01/2028	3136BODE6	0.92	0.92	0.00	0.92	0.02	0.02	
	12/01/24	12/25/24	FHMS K061 A2 DTD 01/01/2017 3.347% 11/01/2026	3137BTUM1	204.18	204.18	0.00	204.18	6.28	3.56	
	12/15/24	12/15/24	MBART 2022-1 A3 DTD 11/22/2022 5.210% 08/16/2027	58768PAC8	5,273.00	5,273.00	0.00	5,273.00	1.04	0.58	
	12/15/24	12/15/24	CARMX 2021-3 A3 DTD 07/28/2021 0.550% 06/15/2026	14317DAC4	1,983.46	1,983.46	0.00	1,983.46	0.32	0.10	
	12/15/24	12/15/24	FORDO 2022-A A3 DTD 01/24/2022 1.290% 06/15/2026	345286AC2	1,400.60	1,400.60	0.00	1,400.60	0.17	0.06	
	12/15/24	12/15/24	HART 2022-A A3 DTD 03/16/2022 2.220% 10/15/2026	448977AD0	2,601.15	2,601.15	0.00	2,601.15	0.10	0.04	
	12/15/24	12/15/24	WOART 2021-D A3 DTD 11/03/2021 0.810% 10/15/2026	98163KAC6	1,277.95	1,277.95	0.00	1,277.95	0.18	0.07	
	12/15/24	12/15/24	CARMX 2022-3 A3 DTD 07/20/2022 3.970% 04/15/2027	14318MAD1	3,615.56	3,615.56	0.00	3,615.56	0.08	0.04	
	12/16/24	12/16/24	GMCAR 2022-1 A3 DTD 01/19/2022 1.260% 11/16/2026	380146AC4	845.95	845.95	0.00	845.95	0.08	0.03	
	12/16/24	12/16/24	GMCAR 2021-4 A3 DTD 10/21/2021 0.680% 09/16/2026	362554AC1	1,091.34	1,091.34	0.00	1,091.34	0.03	0.01	
	12/21/24	12/21/24	HAROT 2021-4 A3 DTD 11/24/2021 0.880% 01/21/2026	43815GAC3	1,287.34	1,287.34	0.00	1,287.34	0.27	0.07	
	12/25/24	12/25/24	BMWOT 2022-A A3 DTD 05/18/2022 3.210% 08/25/2026	05602RAD3	1,347.38	1,347.38	0.00	1,347.38	0.07	0.03	
<b>Transaction Type Sub-Total</b>					<b>21,608.57</b>	<b>21,608.57</b>	<b>0.00</b>	<b>21,608.57</b>	<b>8.65</b>	<b>4.62</b>	
<b>SELL</b>											
	12/03/24	12/05/24	UNITED PARCEL SERVICE (CALLABLE) DTD 11/14/2017 3.050% 11/15/2027	911312BM7	130,000.00	125,555.30	220.28	125,775.58	672.10	195.91	FIFO
	12/12/24	12/13/24	HONEYWELL INTERNATIONAL (CALLABLE) DTD 08/01/2024 4.650% 07/30/2027	438516CX2	120,000.00	120,891.60	2,046.00	122,937.60	(151.20)	(32.56)	FIFO
<b>Transaction Type Sub-Total</b>					<b>250,000.00</b>	<b>246,446.90</b>	<b>2,266.28</b>	<b>248,713.18</b>	<b>520.90</b>	<b>163.35</b>	

**Managed Account Security Transactions & Interest**

For the Month Ending **December 31, 2024**

**FPUD - INVESTMENT PORTFOLIO - 28710100**

Transaction Type		Security Description	CUSIP	Par	Principal Proceeds	Accrued Interest	Total	Realized G/L Cost	Realized G/L Amort Cost	Sale Method
Trade	Settle									
<b>Managed Account Sub-Total</b>					<b>(329,639.06)</b>	<b>32,408.10</b>	<b>(297,230.96)</b>	<b>529.55</b>	<b>167.97</b>	
<b>Total Security Transactions</b>					<b>(\$329,639.06)</b>	<b>\$32,408.10</b>	<b>(\$297,230.96)</b>	<b>\$529.55</b>	<b>\$167.97</b>	



Account Name: Fallbrook Public Utility District Water Revenue Refunding Bonds 2024 Project Fund  
Account Number: 219614005

99  
058129834- 2-N-01  
714020246-250101-6453--058129232- 01

Page 2 of 9  
December 1, 2024 to December 31, 2024

---

**MARKET VALUE SUMMARY**

---

	<b>Current Period 12/01/24 to 12/31/24</b>
<b>Beginning Market Value</b>	<b>\$6,305,252.48</b>
<b>Adjusted Market Value</b>	<b>\$6,305,252.48</b>
<b>Investment Results</b>	
Interest, Dividends and Other Income	102,149.83
<b>Total Investment Results</b>	<b>\$102,149.83</b>
<b>Ending Market Value</b>	<b>\$6,407,402.31</b>

California State Treasurer  
**Fiona Ma, CPA**



Local Agency Investment Fund  
P.O. Box 942809  
Sacramento, CA 94209-0001  
(916) 653-3001

January 15, 2025

[LAIF Home](#)  
[PMIA Average Monthly Yields](#)

---

FALLBROOK PUBLIC UTILITY DISTRICT

TREASURER  
990 E MISSION ROAD  
FALLBROOK, CA 92028

[Tran Type Definitions](#)

**Account Number:** 85-37-001

December 2024 Statement

**Account Summary**

Total Deposit:	0.00	Beginning Balance:	7,083.77
Total Withdrawal:	0.00	Ending Balance:	7,083.77

FALLBROOK PUBLIC UTILITY DISTRICT  
PARS Post-Employment Benefits Trust

Account Report for the Period  
12/1/2024 to 12/31/2024

David Shank  
Assistant General Manager/CFO  
Fallbrook Public Utility District  
990 East Mission Road  
Fallbrook, CA 92028

### Account Summary

Source	Balance as of 12/1/2024	Contributions	Earnings	Expenses	Distributions	Transfers	Balance as of 12/31/2024
OPEB	\$1,248,378.94	\$0.00	-\$30,478.10	\$565.16	\$0.00	\$0.00	\$1,217,335.68
PENSION	\$7,473,200.81	\$0.00	-\$182,451.77	\$3,383.27	\$0.00	\$0.00	\$7,287,365.77
<b>Totals</b>	<b>\$8,721,579.75</b>	<b>\$0.00</b>	<b>-\$212,929.87</b>	<b>\$3,948.43</b>	<b>\$0.00</b>	<b>\$0.00</b>	<b>\$8,504,701.45</b>

### Investment Selection

Source

OPEB Moderate - Strategic Blend  
PENSION Moderate - Strategic Blend

### Investment Objective

Source

OPEB The dual goals of the Moderate Strategy are growth of principal and income. It is expected that dividend and interest income will comprise a significant portion of total return, although growth through capital appreciation is equally important. The portfolio will be allocated between equity and fixed income investments.

PENSION The dual goals of the Moderate Strategy are growth of principal and income. It is expected that dividend and interest income will comprise a significant portion of total return, although growth through capital appreciation is equally important. The portfolio will be allocated between equity and fixed income investments.

### Investment Return

Source	1-Month	3-Months	1-Year	Annualized Return			Plan's Inception Date
				3-Years	5-Years	10-Years	
OPEB	-2.44%	-1.48%	9.66%	2.22%	5.61%	-	2/16/2017
PENSION	-2.44%	-1.48%	9.69%	2.23%	5.61%	-	2/16/2017

Information as provided by US Bank, Trustee for PARS. Not FDIC Insured. No Bank Guarantee. May Lose Value.

Past performance does not guarantee future results. Performance returns may not reflect the deduction of applicable fees, which could reduce returns. Information is deemed reliable but may be subject to change.  
Investment Return: Annualized rate of return is the return on an investment over a period other than one year multiplied or divided to give a comparable one-year return.  
Account balances are inclusive of Trust Administration, Trustee and Investment Management fees.

## M E M O

**TO:** Board of Directors  
**FROM:** David Shank, Assistant General Manager/CFO  
**DATE:** January 27, 2025  
**SUBJECT:** Budget Status Report for Fiscal Year 2024-2025

---

### Purpose

Provide a Budget Status Report (BSR) to the Board.

### Summary

The BSR shows the District's financial performance compared to the amended budget for the month of November, Year-to-Date and the annual budgeted amount.

Total revenues are 6.8% over budget due largely to wastewater capacity charges paid by two large developments. Water sales have returned to budgeted levels with the higher than budgeted water sales in November. This brings Operating Revenues in line with the Budget.

Non-operating revenues are over budget due largely to higher than Budgeted Capacity Charges, Investment Earnings, Facility Rents and Other Non-Operating revenues. Non-operating revenues are expected to be significantly over Budget for the year due to the wastewater capacity charge revenues.

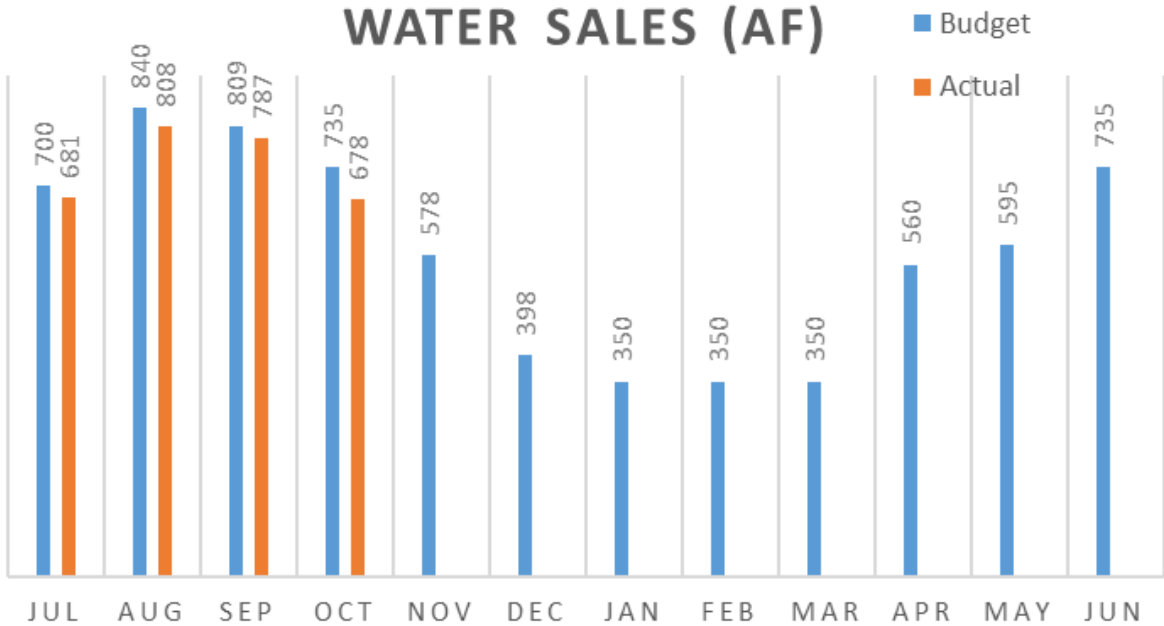
The District's year-to-date total expenditures are 4.1% over Budget largely due to purchased water expenditures. The higher purchased water expenditures is being driven by reductions in Camp Pendleton water deliveries due to operational issues on the base. The District's operating costs, excluding purchased water expenditures and the Community Benefit Program, are under Budget but expected to trend towards Budget as the year progresses and available local water supply increases. While the Community Benefit Program has executed contracts quickly and has outperformed budget expectations, the annual expenditure is expected to be at the Budgeted level.

Total revenue is \$19,362,443 or 6.8% over budget and total expenditures are \$13,254,886 or 4.1% over the Budget. PAYGO CIP expenditures are over budget for the year-to-date. It should be noted that this will change as Bond proceeds are available for drawn down to fund the District's Water CIP. After adjusting for the PAYGO expenditures year-to-date net revenues are slightly under Budget.

### Recommended Action

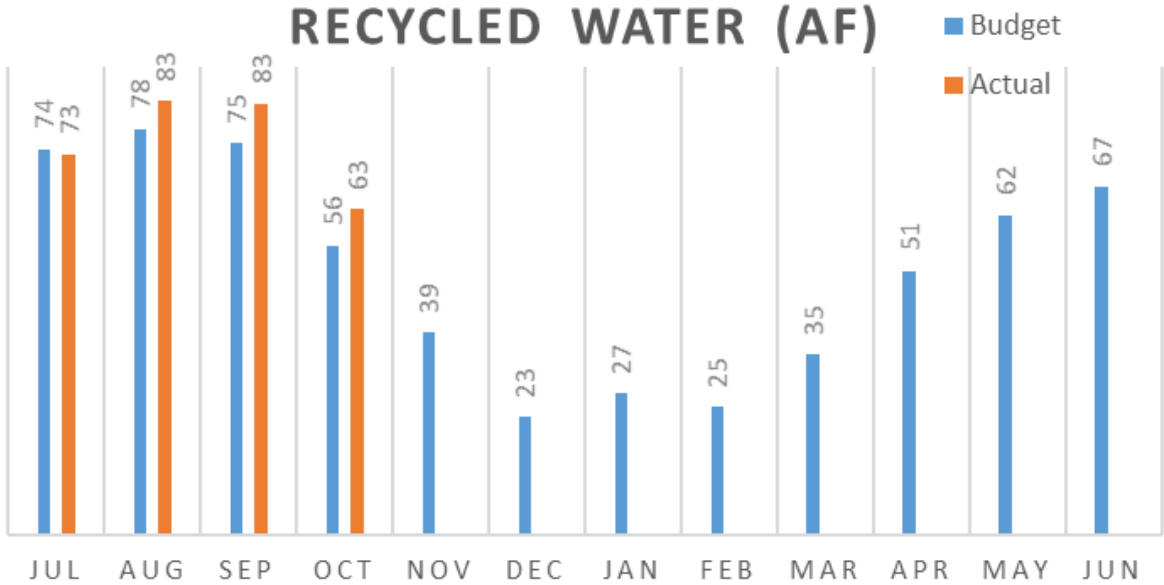
This item is for discussion only. No action is required.

## WATER SALES (AF)



Year-to-Date Actual 2,953 AF Year-to-Date Budget 3,084 AF

## RECYCLED WATER (AF)



Year-to-Date Actual 302 AF Year-to-Date Budget 283 AF



# Monthly Budget Report for November

Favorable Variance Shown as a positive number

	Current Month		Year-To-Date				Annual Budget		
	Actual	Budget	Actual	Budget	Variance	%	Budget	Remaining Balance	%
<b>Operating Revenues:</b>								Year remaining	58.3%
Water Sales <sup>(1)</sup>	1,589,029	1,380,917	8,711,988	8,755,850	(43,862)	-0.5%	17,022,775	8,310,788	48.8%
Water Meter Service Charges	701,799	721,960	3,507,030	3,609,799	(102,769)	-2.8%	8,813,396	5,306,367	60.2%
Wastewater Service Charges	621,256	611,805	3,088,624	3,059,026	29,598	1.0%	7,480,829	4,392,205	58.7%
Recycled Water Revenues	86,028	85,007	724,945	686,980	37,964	5.5%	1,332,131	607,187	45.6%
Other Operating Revenue	-	-	-	-	-	NA	-	-	NA
Total Operating Revenue	2,998,112	2,799,689	16,032,586	16,111,654	(79,068)	-0.5%	34,649,132	18,616,546	53.7%
<b>Non Operating Revenues:</b>									
Water Capital Improvement Charge	152,140	151,695	760,562	758,477	2,084	0.3%	1,820,346	1,059,784	58.2%
Wastewater Capital Improvement Charge	113,323	116,217	566,583	581,087	(14,503)	-2.5%	1,394,608	828,025	59.4%
Property Taxes	231,361	102,858	336,807	212,377	124,429	58.6%	2,710,462	2,373,655	87.6%
Water Standby/Availability Charge	27,767	8,684	28,961	11,147	17,814	159.8%	200,000	171,039	85.5%
Water/Wastewater Capacity Charges	876,737	10,850	974,838	54,248	920,589	1697.0%	130,196	(844,642)	-648.7%
Portfolio Interest	101,753	50,069	477,250	250,345	226,906	90.6%	600,827	123,577	20.6%
Federal Interest Rate Subsidy	-	28,141	-	28,141	(28,141)	-100.0%	55,178	55,178	100.0%
Grant Funds	-	-	-	-	-	NA	240,000	240,000	100.0%
Gain/(Loss) on Sale of Asset	-	-	-	-	-	NA	-	-	NA
Facility Rents	30,284	19,714	123,890	98,569	25,321	25.7%	236,565	112,675	47.6%
Fire Hydrant Service Fees	-	-	-	-	-	NA	-	-	NA
Other Non-Operating Revenues	7,463	6,250	60,967	31,250	29,717	95.1%	75,000	14,033	18.7%
Total Non Operating Revenues	1,540,829	494,478	3,329,857	2,025,641	1,304,217	64.4%	7,463,181	4,133,324	55.4%
<b>Total Revenues</b>	<b>4,538,941</b>	<b>3,294,167</b>	<b>19,362,443</b>	<b>18,137,295</b>	<b>1,225,148</b>	<b>6.8%</b>	<b>42,112,313</b>	<b>22,749,870</b>	<b>54.0%</b>
<b>Expenditures</b>									
Purchased Water Expense	580,935	309,520	2,997,313	2,015,268	(982,045)	-48.7%	3,433,211	435,898	12.7%
Water Services	485,239	628,536	2,665,802	3,150,845	485,043	15.4%	7,648,968	4,983,166	65.1%
Wastewater Services	284,911	318,078	1,409,937	1,594,523	184,586	11.6%	3,870,852	2,460,916	63.6%
Recycled Water Services	28,160	50,385	158,125	252,581	94,456	37.4%	613,163	455,039	74.2%
Administrative Services	679,524	717,649	3,660,275	3,597,568	(62,708)	-1.7%	8,733,428	5,073,153	58.1%
Community Benefit Program	466,854	44,866	468,885	224,914	(243,971)	-108.5%	546,000	77,115	14.1%
Total Operating Expenses	2,525,623	2,069,035	11,360,337	10,835,699	(524,638)	-4.8%	24,845,623	13,485,286	54.3%
<b>Debt Service &amp; Extraordinary Expenses</b>									
SMRCUP SRF	-	-	-	-	-	NA	2,814,795	2,814,795	100.0%
Red Mountain SRF	-	-	197,925	197,925	-	0.0%	395,851	197,925	50.0%
W Rev Bonds	-	-	-	-	-	NA	675,782	675,782	100.0%
WW Rev Refunding Bonds	-	-	1,433,841	1,433,841	-	0.0%	1,733,575	299,734	17.3%
QECB Solar Debt	262,783	262,783	262,783	262,783	-	0.0%	521,362	258,580	49.6%
Total Debt Service	262,783	262,783	1,894,549	1,894,549	-	0.0%	6,141,364	4,246,816	69.2%
Total Expenses	2,788,405	2,331,818	13,254,886	12,730,248	(524,638)	-4.1%	30,986,987	17,732,101	57.2%
<b>Net Revenue/(loss) From Operations and Debt Service</b>	<b>1,750,535</b>	<b>962,349</b>	<b>6,107,557</b>	<b>5,407,047</b>	<b>700,510</b>	<b>13.0%</b>	<b>11,125,326</b>	<b>5,017,769</b>	<b>45.1%</b>
<b>Capital Investment</b>									
<b>Capital Investment <sup>(2)</sup></b>									
Construction Expenditures-Admin	34,829	116,667	359,016	349,083	(9,933)	-2.8%	582,000	222,984	38.3%
Construction Expenditures-Water	1,629,042	611,667	3,909,856	2,785,333	(1,124,523)	-40.4%	8,508,750	4,598,894	54.0%
Construction Expenditures-Recycled	-	27,000	-	27,000	27,000	100.0%	124,000	124,000	100.0%
Construction Expenditures-Wastewater	269,268	128,917	824,930	799,583	(25,346)	-3.2%	2,511,250	1,686,320	67.2%
Construction Expenditures-PAYGO TOTAL	1,933,139	884,250	5,093,802	3,961,000	(1,132,802)	-28.6%	11,726,000	6,632,198	56.6%
<b>Capital Expenditures Funded by Water Bond Proceeds</b>	<b>1,160,439</b>	<b>1,160,439</b>	<b>(2,221,021)</b>	<b>(2,221,021)</b>	<b>-</b>	<b>0.0%</b>	<b>(2,221,021)</b>	<b>-</b>	<b>0.0%</b>
<b>Net Revenue/(Loss)</b>	<b>(182,604)</b>	<b>78,099</b>	<b>3,234,776</b>	<b>3,667,068</b>	<b>(432,292)</b>	<b>-11.8%</b>	<b>1,620,347</b>	<b>1,614,429</b>	<b>-99.6%</b>

(1) Includes Local Resource Credit of \$431,178.50

(2) Detailed CIP Summary Table attached

## CIP Summary Table

### FY25 PAYGO CIP Summary Table

<b>Water Capital Projects</b>	<b>Annual Budget</b>	<b>November Expenditures</b>	<b>Year-to-Date</b>
Pipelines and Valve Replacement Projects by District	\$ 630,000	\$ 54,009	\$ 561,097
Pipeline Replacement Projects by Contractors	\$ 4,725,000	\$ 1,096,558	\$ 2,394,696
Deluz ID Projects	\$ 100,000	\$ 12,423	\$ 76,191
Pump Stations	\$ 1,250,000	\$ 7,233	\$ 290,365
Meter Replacement	\$ -	\$ -	\$ -
Pressure Reducing Stations	\$ 250,000	\$ 247,006	\$ 259,763
Red Mountain Reservoir Improvements	\$ 90,000	\$ -	\$ -
Steel Reservoir Improvements	\$ 840,000	\$ 7,923	\$ 55,368
Treatment Plant R&R	\$ 310,000	\$ 18,017	\$ 22,926
SCADA Upgrades/ Security/Telemetry	\$ 150,000	\$ 4,246	\$ 32,015
Vehicles and Heavy Equipment	\$ 163,750	\$ 181,626	\$ 217,437
Total Water Capital Projects	\$ 8,508,750	\$ 1,629,042	\$ 3,909,856

#### **Recycled Water Capital Projects**

Recycled Water Improvements	\$ 124,000	\$ -	\$ -
-----------------------------	------------	------	------

#### **Wastewater Capital Projects**

WRP Improvements	\$ 1,280,000	\$ 135,433	\$ 214,868
Collection System Improvements	\$ 690,000	\$ 129,565	\$ 173,699
Outfall Improvements	\$ 50,000	\$ 4,270	\$ 36,412
Vehicles and Heavy Equipment	\$ 491,250	\$ -	\$ 399,951
Total Wastewater Capital Projects	\$ 2,511,250	\$ 269,268	\$ 824,930

#### **Administrative Capital Projects**

Administrative Upgrades	\$ 205,000	\$ 3,631	\$ 50,419
Engineering and Operations Information Systems	\$ -	\$ -	\$ -
Facility Improvements/Upgrades/Security	\$ 65,000	\$ 31,199	\$ 51,250
District Yard Improvements	\$ 312,000	\$ -	\$ 257,347
Total Administrative Capital Projects	\$ 582,000	\$ 34,829	\$ 359,016

<b>Capital Projects Total</b>	\$ 11,726,000	\$ 1,933,139	\$ 5,093,802
-------------------------------	---------------	--------------	--------------

## M E M O

**TO:** Board of Directors  
**FROM:** David Shank, Assistant General Manager/CFO  
**DATE:** January 27, 2025  
**SUBJECT:** Budget Status Report for Fiscal Year 2024-2025

---

### Purpose

Provide a Budget Status Report (BSR) to the Board.

### Summary

The BSR shows the District's financial performance compared to the amended budget for the month of December, Year-to-Date and the annual budgeted amount.

Total revenues are 7.4% over budget due largely to increased Operating Revenues, portfolio interest and wastewater capacity charges paid by two large developments. Water sales have returned to budgeted levels due to higher than budgeted water sales in November and December. This brings Operating Revenues in line with the Budget.

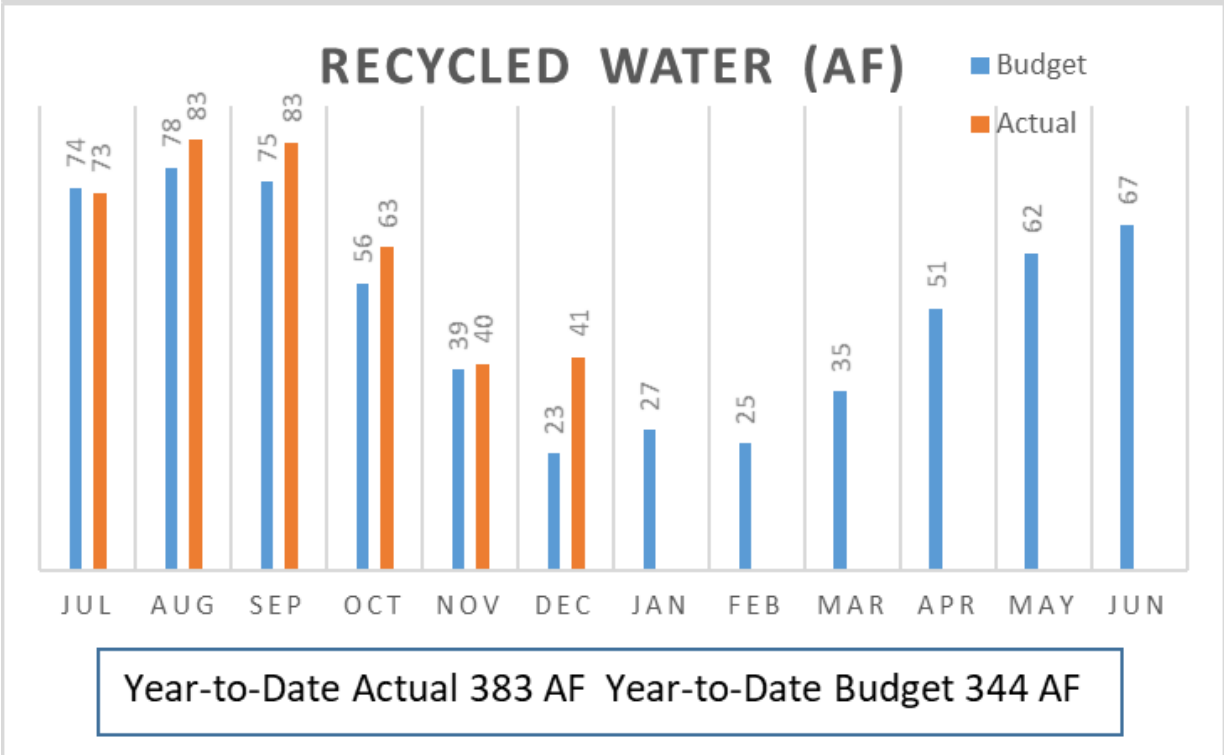
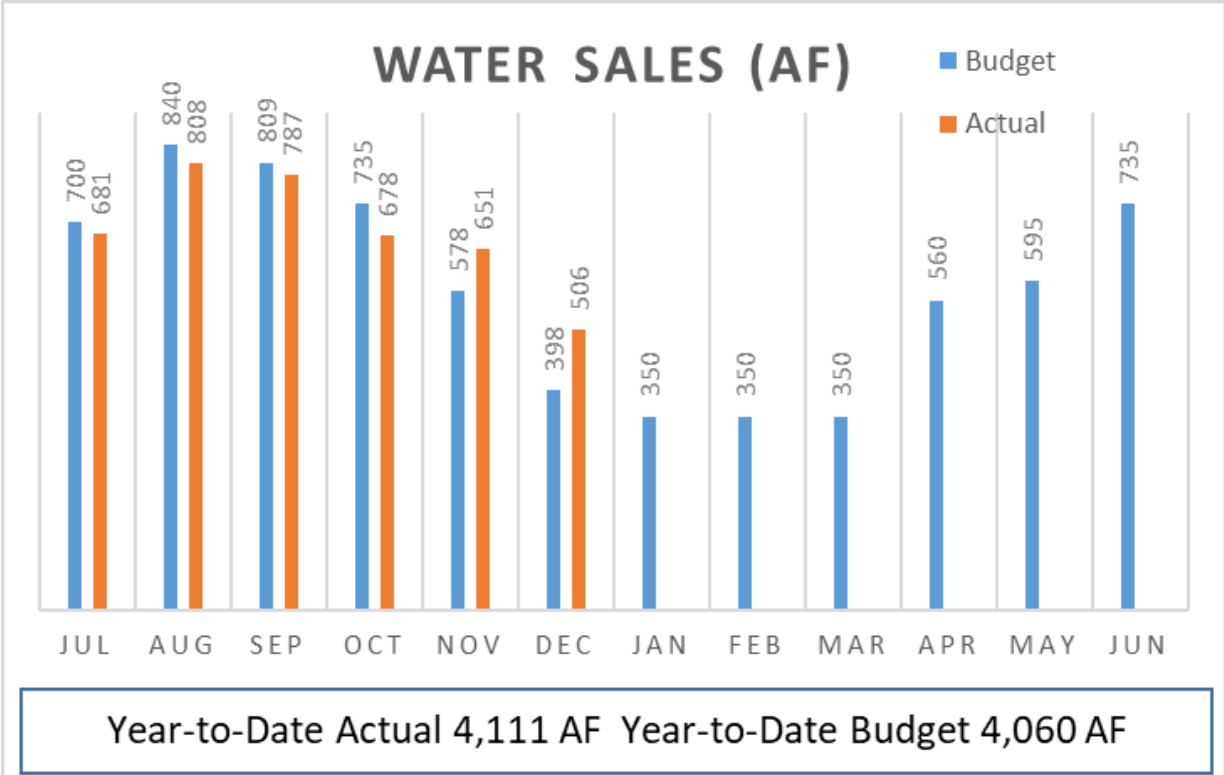
Non-operating revenues are over budget due largely to higher than Budgeted Capacity Charges, Investment Earnings, Facility Rents and Other Non-Operating revenues. Non-operating revenues are expected to be significantly over Budget for the year due to the wastewater capacity charge revenues.

The District's year-to-date total expenditures are 5.3% over Budget largely due to purchased water expenditures. The higher purchased water expenditures is being driven by reductions in Camp Pendleton water deliveries due to operational issues on the base. The District's operating costs, excluding purchased water expenditures and the Community Benefit Program, are under Budget but expected to trend towards Budget as the year progresses and available local water supply increases. While the Community Benefit Program has executed contracts quickly and has outperformed budget expectations, the annual expenditure is expected to be at the Budgeted level.

Total revenue is \$23,352,589 or 7.4% over budget and total expenditures are \$15,769,908 or 5.3% over the Budget. PAYGO CIP expenditures are over budget for the year-to-date. It should be noted that this will change as Bond proceeds are available for drawn down to fund the District's Water CIP. After adjusting for the PAYGO expenditures year-to-date net revenues are slightly under Budget.

### Recommended Action

This item is for discussion only. No action is required.



**Monthly Budget Report for December**

Favorable Variance Shown as a positive number

	Current Month		Year-To-Date				Annual Budget		
	Actual	Budget	Actual	Budget	Variance	%	Budget	Remaining Balance	%
<b>Operating Revenues:</b>								Year remaining	50.0%
Water Sales <sup>(1)</sup>	1,260,517	952,414	9,972,505	9,708,264	264,241	2.7%	17,022,775	7,050,271	41.4%
Water Meter Service Charges	702,283	721,960	4,209,312	4,331,759	(122,446)	-2.8%	8,813,396	4,604,084	52.2%
Wastewater Service Charges	598,468	611,805	3,687,092	3,670,831	16,261	0.4%	7,480,829	3,793,737	50.7%
Recycled Water Revenues	88,495	51,633	813,440	738,613	74,827	10.1%	1,332,131	518,691	38.9%
Other Operating Revenue	-	-	-	-	-	NA	-	-	NA
Total Operating Revenue	2,649,764	2,337,812	18,682,350	18,449,466	232,883	1.3%	34,649,132	15,966,783	46.1%
<b>Non Operating Revenues:</b>									
Water Capital Improvement Charge	153,181	151,695	913,743	910,173	3,570	0.4%	1,820,346	906,603	49.8%
Wastewater Capital Improvement Charge	113,772	116,217	680,356	697,304	(16,948)	-2.4%	1,394,608	714,252	51.2%
Property Taxes	818,919	866,127	1,155,726	1,078,505	77,221	7.2%	2,710,462	1,554,736	57.4%
Water Standby/Availability Charge	34,338	44,563	63,299	55,710	7,589	13.6%	200,000	136,701	68.4%
Water/Wastewater Capacity Charges	6,673	10,850	981,511	65,098	916,413	1407.7%	130,196	(851,315)	-653.9%
Portfolio Interest	168,260	50,069	645,510	300,414	345,097	114.9%	600,827	(44,683)	-7.4%
Federal Interest Rate Subsidy	-	-	-	28,141	(28,141)	-100.0%	55,178	55,178	100.0%
Grant Funds	-	-	-	-	-	NA	240,000	240,000	100.0%
Gain/(Loss) on Sale of Asset	-	-	-	-	-	NA	-	-	NA
Facility Rents	17,183	19,714	141,072	118,283	22,790	19.3%	236,565	95,493	40.4%
Fire Hydrant Service Fees	-	-	-	-	-	NA	-	-	NA
Other Non-Operating Revenues	28,055	6,250	89,022	37,500	51,522	137.4%	75,000	(14,022)	-18.7%
Total Non Operating Revenues	1,340,382	1,265,485	4,670,240	3,291,126	1,379,113	41.9%	7,463,181	2,792,942	37.4%
<b>Total Revenues</b>	<b>3,990,146</b>	<b>3,603,297</b>	<b>23,352,589</b>	<b>21,740,593</b>	<b>1,611,997</b>	<b>7.4%</b>	<b>42,112,313</b>	<b>18,759,724</b>	<b>44.5%</b>
<b>Expenditures</b>									
Purchased Water Expense	519,068	186,049	3,516,381	2,201,317	(1,315,064)	-59.7%	3,433,211	(83,169)	-2.4%
Water Services	558,655	585,263	3,224,458	3,736,108	511,650	13.7%	7,648,968	4,424,511	57.8%
Wastewater Services	297,905	296,179	1,707,842	1,890,702	182,860	9.7%	3,870,852	2,163,010	55.9%
Recycled Water Services	29,056	46,916	187,180	299,497	112,317	37.5%	613,163	425,983	69.5%
Administrative Services	677,984	668,240	4,338,260	4,265,808	(72,452)	-1.7%	8,733,428	4,395,168	50.3%
Community Benefit Program	190	41,777	469,074	266,692	(202,383)	-75.9%	546,000	76,926	14.1%
Total Operating Expenses	2,082,858	1,824,425	13,443,195	12,660,123	(783,072)	-6.2%	24,845,623	11,402,428	45.9%
<b>Debt Service &amp; Extraordinary Expenses</b>									
SMRCUP SRF	-	-	-	-	-	NA	2,814,795	2,814,795	100.0%
Red Mountain SRF	-	-	197,925	197,925	-	0.0%	395,851	197,925	50.0%
W Rev Bonds	432,164	425,157	432,164	425,157	(7,007)	-1.6%	675,782	243,618	36.0%
WW Rev Refunding Bonds	-	-	1,433,841	1,433,841	-	0.0%	1,733,575	299,734	17.3%
QECB Solar Debt	-	-	262,783	262,783	-	0.0%	521,362	258,580	49.6%
Total Debt Service	432,164	425,157	2,326,713	2,319,706	(7,007)	-0.3%	6,141,364	3,814,652	62.1%
Total Expenses	2,515,022	2,249,581	15,769,908	14,979,829	(790,079)	-5.3%	30,986,987	15,217,079	49.1%
<b>Net Revenue/(loss) From Operations and Debt Service</b>	<b>1,475,124</b>	<b>1,353,716</b>	<b>7,582,681</b>	<b>6,760,763</b>	<b>821,918</b>	<b>12.2%</b>	<b>11,125,326</b>	<b>3,542,645</b>	<b>31.8%</b>
<b>Capital Investment</b>									
<b>Capital Investment <sup>(2)</sup></b>									
Construction Expenditures-Admin	41,037	85,417	400,053	434,500	34,447	7.9%	582,000	181,947	31.3%
Construction Expenditures-Water	580,038	606,667	4,489,894	3,392,000	(1,097,894)	-32.4%	8,508,750	4,018,856	47.2%
Construction Expenditures-Recycled	-	27,000	-	54,000	54,000	100.0%	124,000	124,000	100.0%
Construction Expenditures-Wastewater	169,006	42,917	993,936	842,500	(151,436)	-18.0%	2,511,250	1,517,314	60.4%
Construction Expenditures-PAYGO TOTAL	790,081	762,000	5,883,883	4,723,000	(1,160,883)	-24.6%	11,726,000	5,842,117	49.8%
<b>Capital Expenditures Funded by Water Bond Proceeds</b>	<b>-</b>	<b>-</b>	<b>(2,221,021)</b>	<b>(2,221,021)</b>	<b>-</b>	<b>0.0%</b>	<b>(2,221,021)</b>	<b>-</b>	<b>0.0%</b>
<b>Net Revenue/(Loss)</b>	<b>685,043</b>	<b>591,716</b>	<b>3,919,819</b>	<b>4,258,784</b>	<b>(338,965)</b>	<b>-8.0%</b>	<b>1,620,347</b>	<b>2,299,472</b>	<b>-141.9%</b>

(1) Includes Local Resource Credit of \$431,178.50

(2) Detailed CIP Summary Table attached

## CIP Summary Table

### FY25 PAYGO CIP Summary Table

<b>Water Capital Projects</b>	<b>Annual Budget</b>	<b>December Expenditures</b>	<b>Year-to-Date</b>
Pipelines and Valve Replacement Projects by District	\$ 630,000	\$ 138,267	\$ 699,364
Pipeline Replacement Projects by Contractors	\$ 4,725,000	\$ 299,702	\$ 2,694,398
Deluz ID Projects	\$ 100,000	\$ 10,426	\$ 86,617
Pump Stations	\$ 1,250,000	\$ 40,229	\$ 330,593
Meter Replacement	\$ -	\$ -	\$ -
Pressure Reducing Stations	\$ 250,000	\$ 4,599	\$ 264,362
Red Mountain Reservoir Improvements	\$ 90,000	\$ 8,581	\$ 8,581
Steel Reservoir Improvements	\$ 840,000	\$ 4,964	\$ 60,332
Treatment Plant R&R	\$ 310,000	\$ 68,794	\$ 91,721
SCADA Upgrades/ Security/Telemetry	\$ 150,000	\$ 4,474	\$ 36,489
Vehicles and Heavy Equipment	\$ 163,750	\$ -	\$ 217,437
Total Water Capital Projects	\$ 8,508,750	\$ 580,038	\$ 4,489,894

#### **Recycled Water Capital Projects**

Recycled Water Improvements	\$ 124,000	\$ -	\$ -
-----------------------------	------------	------	------

#### **Wastewater Capital Projects**

WRP Improvements	\$ 1,280,000	\$ 44,988	\$ 259,855
Collection System Improvements	\$ 690,000	\$ 108,129	\$ 281,463
Outfall Improvements	\$ 50,000	\$ 15,890	\$ 52,302
Vehicles and Heavy Equipment	\$ 491,250	\$ -	\$ 399,951
Total Wastewater Capital Projects	\$ 2,511,250	\$ 169,006	\$ 993,572

#### **Administrative Capital Projects**

Administrative Upgrades	\$ 205,000	\$ 37,390	\$ 87,809
Engineering and Operations Information Systems	\$ -	\$ -	\$ -
Facility Improvements/Upgrades/Security	\$ 65,000	\$ 3,647	\$ 54,897
District Yard Improvements	\$ 312,000	\$ -	\$ 257,347
Total Administrative Capital Projects	\$ 582,000	\$ 41,037	\$ 400,053

<b>Capital Projects Total</b>	\$ 11,726,000	\$ 790,081	\$ 5,883,519
-------------------------------	---------------	------------	--------------

11/30/2024

Treasurer Warrant No. November

TO: Treasurer of the Fallbrook Public Utility District

The bills and claims listed below are approved as authorized by resolution no. 3538 of the Board of Directors dated July 8, 1985. You are hereby authorized and directed to pay said prospective claims for the amounts stated (less discounts in instances where discounts are allowed).

## Payroll - 11/2024

### Computer Check Register


Payroll #1	\$191,704.37
Payroll #2	<u>\$203,269.55</u>
	<u>\$394,973.92</u>



# Accounts Payable

## Checks by Date - Summary by Check Date

User: annaleceb  
 Printed: 1/21/2025 10:26 AM




Check No	Vendor No	Vendor Name	Check Date	Check Amount
ACH	91223	STERLING ADMINISTRATION	11/07/2024	1,360.00
95627	91882	EASTERN MUNICIPAL WATER DISTRICT	11/07/2024	546,425.70
95628	00805	ACWA/JOINT POWERS INS.	11/07/2024	582,075.31
95629	01460	AFLAC	11/07/2024	670.08
95630	03223	AIR POLLUTION CONTROL DISTRICT	11/07/2024	687.00
95631	91969	AIR QUALITY CONTROL HEATING AND	11/07/2024	293.00
95632	91286	AMAZON CAPITAL SERVICES, INC.	11/07/2024	3,548.27
95633	91490	AMAZON WEB SERVICES, INC.	11/07/2024	1,505.81
95634	91278	ANDRITZ SEPARATION INC.	11/07/2024	3,463.40
95635	06536	ARCADIS U.S., INC	11/07/2024	791.40
95636	02805	ASBURY ENVIRONMENTAL SERVICES	11/07/2024	332.00
95637	91608	AT&T MOBILITY LLC	11/07/2024	4,307.23
95638	06020	BABCOCK LABORATORIES, INC	11/07/2024	15,853.93
95639	91487	BADGER METER, INC.	11/07/2024	5,817.90
95640	06235	JACK BEBEE	11/07/2024	397.53
95641	06374	BOOT BARN INC.	11/07/2024	474.08
95642	91440	BP BATTERY INC	11/07/2024	570.30
95643	91975	JODI BROWN	11/07/2024	3,306.00
95644	03134	CALIFORNIA WATER ENVIRONMENT	11/07/2024	239.00
95645	03978	CAMERON WELDING SUPPLY	11/07/2024	805.89
95646	91830	ISABEL CASTERAN	11/07/2024	463.09
95647	91883	COMPLETE ACCESS SOLUTIONS INC.	11/07/2024	845.00
95648	91819	COMPLETE OFFICE OF CALIFORNIA,	11/07/2024	357.75
95649	00709	COUNTY OF SAN DIEGO	11/07/2024	4,761.00
95650	05714	COUNTY OF SD DEPT PUBLIC WORKS	11/07/2024	1,475.50
95651	02925	DATA NET SOLUTIONS	11/07/2024	2,923.70
95652	91129	JENNIFER DEMEO	11/07/2024	89.78
95653	05180	NOELLE DENKE	11/07/2024	50.05
95654	91305	DXP ENTERPRISES, INC.	11/07/2024	4,302.63
95655	91401	KENNETH ENDTER	11/07/2024	89.78
95656	04411	ENVIRONMENTAL RESOURCE ASSOC	11/07/2024	904.10
95657	91952	EQUIPMENT DEPOT CALIFORNIA, INC	11/07/2024	391.60
95658	UB*00577	KAREN ESTES	11/07/2024	246.18
95659	04122	EVOQUA WATER TECHNOLOGIES LLC	11/07/2024	396.52
95660	00169	FALLBROOK OIL COMPANY	11/07/2024	6,458.06
95661	00170	FALLBROOK WASTE & RECYCLING	11/07/2024	1,092.23
95662	91833	FAMILY SUPPORT REGISTRY	11/07/2024	100.15
95663	06497	FASTENAL COMPANY	11/07/2024	4,250.54
95664	01432	FERGUSON WATERWORKS #1083	11/07/2024	29,489.00
95665	05560	FRANCHISE TAX BOARD	11/07/2024	50.00
95666	91837	GEOTAB USA, INC.	11/07/2024	28.44
95667	91976	BRUCE GLICK	11/07/2024	600.00
95668	02170	GRAINGER, INC.	11/07/2024	996.35
95669	91336	JACOB HYINK	11/07/2024	1,891.00
95670	91536	ICONIX WATERWORKS (US) INC.	11/07/2024	2,374.81
95671	06577	INFOSEND INC	11/07/2024	1,503.23
95672	91964	INTER-BLOCK RETAINING SYSTEMS,	11/07/2024	11,205.54

Check No	Vendor No	Vendor Name	Check Date	Check Amount
95673	91304	LEARNSOFT ENTERPRISE TRAINING I	11/07/2024	1,657.50
95674	91029	MALLORY SAFETY AND SUPPLY CO	11/07/2024	4,937.75
95675	91730	MHS LOMACK HEATING AND AIR COI	11/07/2024	1,284.00
95676	03201	NATIONAL SAFETY COMPLIANCE INC	11/07/2024	47.45
95677	91854	NU LINE TECHNOLOGIES LLC	11/07/2024	7,812.30
95678	01267	PACIFIC PIPELINE	11/07/2024	897.33
95679	91767	PALM ENGINEERING CONSTRUCTION	11/07/2024	61,071.99
95680	00215	PETTY CASH	11/07/2024	176.26
95681	04800	ROOTX	11/07/2024	3,250.35
95682	91826	RS AMERICAS, INC.	11/07/2024	1,821.05
95683	91665	SAFETYNET INC.	11/07/2024	5,061.00
95684	05936	SAN DIEGO COUNTY RECORDER	11/07/2024	100.00
95685	00232	SAN DIEGO GAS & ELECTRIC	11/07/2024	99,232.57
95686	91909	MARTIN SERRANO VENTURA	11/07/2024	97.70
95687	91955	SOFTRESOURCES LLC	11/07/2024	13,300.00
95688	06401	SONSRAY MACHINERY LLC	11/07/2024	652.29
95689	90929	SOUTHWEST ANSWERING SERVICE, I	11/07/2024	920.00
95690	91588	SPRINGBROOK HOLDING COMPANY I	11/07/2024	41,340.61
95691	05415	STATE WATER RESOURCE CONTROL I	11/07/2024	60.00
95692	02206	STATE WATER RESOURCES CONTROL	11/07/2024	2,997.00
95693	00159	SUPERIOR READY MIX	11/07/2024	4,311.69
95694	91968	SYNAGRO TECHNOLOGIES, INC	11/07/2024	14,707.27
95695	05319	T.S. INDUSTRIAL SUPPLY	11/07/2024	386.05
95696	06735	TCN, INC.	11/07/2024	86.35
95697	00724	UNDERGROUND SERVICE ALERT	11/07/2024	567.52
95698	91703	UNIVAR SOLUTIONS	11/07/2024	11,071.43
95699	03358	US BANK TRUST NA	11/07/2024	2,465.00
95700	05942	VELOCITYEHS INC	11/07/2024	2,337.30
95701	91929	VESTIS SERVICES, LLC	11/07/2024	614.66
95702	04290	VILLAGE NEWS, INC.	11/07/2024	545.00
95703	91871	WALTERS WHOLESALE ELECTRIC CO	11/07/2024	893.83
95704	00233	WAXIE SANITARY SUPPLY	11/07/2024	106.05
95705	91498	WEST COAST TRUCK & AUTO	11/07/2024	7,730.74
95706	06231	WESTERN WATER WORKS SUPPLY CC	11/07/2024	1,646.42
95707	02773	WHITE CAP L.P	11/07/2024	253.22
95708	90934	CHARLIE WOLK	11/07/2024	61.64
95709	91888	ALTERTECH SOLUTIONS, LLC	11/07/2024	1,500.00
95710	91286	AMAZON CAPITAL SERVICES, INC.	11/07/2024	34.22
95711	04995	AMERICAN MESSAGING	11/07/2024	297.88
95712	02713	AWWA CAL-NEV SECTION	11/07/2024	500.00
95713	03003	CALIFORNIA ASSOCIATION OF SANIT	11/07/2024	15,175.00
95714	05192	DIAMOND ENVIRONMENTAL SERVIC	11/07/2024	975.34
95715	06303	EXECUTIVE LANDSCAPE INC.	11/07/2024	1,260.00
95716	01432	FERGUSON WATERWORKS #1083	11/07/2024	2,262.75
95717	91848	FERNANDEZ GOVERNMENT SOLUTIC	11/07/2024	8,000.00
95718	06380	JANI-KING OF CALIFORNIA, INC - SAI	11/07/2024	3,445.16
95719	00236	SCRAPPYS	11/07/2024	1,259.66
95720	91860	SPECTRUM ENTERPRISE	11/07/2024	4,307.94
95721	91082	TELETRAC, INC	11/07/2024	1,957.37
Total for 11/7/2024:				1,585,736.50
ACH	00152	FPUD EMPL ASSOCIATION	11/14/2024	715.00
ACH	00718	NATIONWIDE RETIREMENT SOLUTIO	11/14/2024	24,234.10
ACH	06758	UNITED STATES TREASURY	11/14/2024	72,618.76
ACH	06759	STATE OF CA - PR TAXES	11/14/2024	12,400.53
ACH	06760	STATE OF CA - SDI	11/14/2024	3,331.31

Check No	Vendor No	Vendor Name	Check Date	Check Amount
ACH	06763	PERS - PAYROLL	11/14/2024	51,321.22
Total for 11/14/2024:				164,620.92
ACH	91223	STERLING ADMINISTRATION	11/21/2024	125.00
95724	91969	AIR QUALITY CONTROL HEATING AN	11/21/2024	2,062.00
95725	06536	ARCADIS U.S., INC	11/21/2024	538.00
95726	05088	AT&T	11/21/2024	613.50
95727	91503	BACKGROUNDS ONLINE	11/21/2024	731.40
95728	02743	BEST BEST & KRIEGER	11/21/2024	20,496.82
95729	06374	BOOT BARN INC.	11/21/2024	337.11
95730	91440	BP BATTERY INC	11/21/2024	271.45
95731	91880	CCL CONTRACTING INC	11/21/2024	459,288.94
95732	06115	CDW GOVERNMENT INC.	11/21/2024	197.75
95733	03205	CITY OF OCEANSIDE	11/21/2024	789.44
95734	02176	CORELOGIC SOLUTIONS, LLC	11/21/2024	212.18
95735	05953	CORODATA RECORDS MANAGEMENT	11/21/2024	772.37
95736	06675	CORODATA SHREDDING, INC	11/21/2024	67.32
95737	02925	DATA NET SOLUTIONS	11/21/2024	3,419.25
95738	91611	FALLBROOK ACE HARDWARE	11/21/2024	2,474.65
95739	09523	FALLBROOK EQUIP RENTALS	11/21/2024	119.70
95740	01099	FALLBROOK IRRIGATION INC	11/21/2024	36.04
95741	00169	FALLBROOK OIL COMPANY	11/21/2024	92.35
95742	01155	FALLBROOK WASTE/RECYCLING	11/21/2024	270.00
95743	06497	FASTENAL COMPANY	11/21/2024	310.32
95744	02170	GRAINGER, INC.	11/21/2024	3,197.56
95745	06577	INFOSEND INC	11/21/2024	1,188.78
95746	05505	TODD JESTER	11/21/2024	240.00
95747	91751	MANAGED MOBILE INC	11/21/2024	1,857.05
95748	03201	NATIONAL SAFETY COMPLIANCE INC	11/21/2024	127.50
95749	00370	NUTRIEN AG SOLUTIONS, INC.	11/21/2024	33.39
95750	91674	O'REILLY AUTO ENTERPRISES, LLC	11/21/2024	881.02
95751	01267	PACIFIC PIPELINE	11/21/2024	13,783.87
95752	91535	PAYMENTUS CORPORATION	11/21/2024	5,724.10
95753	91007	PFM ASSET MANGEMENT LLC	11/21/2024	2,683.98
95754	05403	SAN DIEGO UNION-TRIBUNE CO.	11/21/2024	384.28
95755	05656	SLOAN ELECTROMECHANICAL SERV	11/21/2024	24,275.82
95756	91968	SYNAGRO TECHNOLOGIES, INC	11/21/2024	17,393.83
95757	06512	ULINE SHIPPING SUPPLIES	11/21/2024	120.37
95758	91929	VESTIS SERVICES, LLC	11/21/2024	330.70
95759	00101	ACWA JPIA	11/21/2024	127,760.05
95760	03223	AIR POLLUTION CONTROL DISTRICT	11/21/2024	687.00
95761	91286	AMAZON CAPITAL SERVICES, INC.	11/21/2024	4,905.59
95762	02805	ASBURY ENVIRONMENTAL SERVICES	11/21/2024	2,584.50
95763	91708	B2B SECURITY	11/21/2024	3,000.00
95764	06235	JACK BEBEE	11/21/2024	95.54
95765	91069	BRENNTAG PACIFIC INC.	11/21/2024	1,653.66
95766	03134	CALIFORNIA WATER ENVIRONMENT	11/21/2024	239.00
95767	03134	CALIFORNIA WATER ENVIRONMENT	11/21/2024	111.00
95768	03134	CALIFORNIA WATER ENVIRONMENT	11/21/2024	106.00
95769	91470	CAPIO	11/21/2024	120.00
95770	91188	CDTFA	11/21/2024	1,548.80
95771	06141	CENTRISYS CORPORATION	11/21/2024	21,414.65
95772	91595	CLIFTONLARSONALLEN LLP	11/21/2024	8,500.00
95773	91272	KEVIN COLLINS	11/21/2024	60.00
95774	91486	CONNECTA SATELLITE SOLUTIONS L	11/21/2024	78.28
95775	06299	D & H WATER SYSTEMS, INC	11/21/2024	2,483.68

Check No	Vendor No	Vendor Name	Check Date	Check Amount
95776	91305	DXP ENTERPRISES, INC.	11/21/2024	23,974.46
95777	UB*00578	ATP GENERAL ENGINEERING	11/21/2024	315.45
95778	91952	EQUIPMENT DEPOT CALIFORNIA, INC	11/21/2024	2,408.52
95779	05588	ESCONDIDO METAL SUPPLY	11/21/2024	1,267.14
95780	04122	EVOQUA WATER TECHNOLOGIES LLC	11/21/2024	10,438.97
95781	01099	FALLBROOK IRRIGATION INC	11/21/2024	136.03
95782	91905	FALLBROOK LAND CONSERVANCY	11/21/2024	11,150.00
95783	91905	FALLBROOK LAND CONSERVANCY	11/21/2024	56,700.00
95784	00169	FALLBROOK OIL COMPANY	11/21/2024	3,987.37
95785	91979	FALLBROOK REGIONAL HEALTH DIS	11/21/2024	28,950.00
95786	91904	FALLBROOK SPORTS ASSOCIATION	11/21/2024	73,800.00
95787	91980	FALLBROOK YOUTH BASEBALL, INC.	11/21/2024	100,000.00
95788	91980	FALLBROOK YOUTH BASEBALL, INC.	11/21/2024	12,000.00
95789	91833	FAMILY SUPPORT REGISTRY	11/21/2024	100.15
95790	06497	FASTENAL COMPANY	11/21/2024	6,771.36
95791	01432	FERGUSON WATERWORKS #1083	11/21/2024	8,431.44
95792	91200	FIRST BANKCARD	11/21/2024	3,065.04
95793	91202	FIRST BANKCARD	11/21/2024	1,264.49
95794	91225	FIRST BANKCARD	11/21/2024	296.52
95795	91313	FIRST BANKCARD	11/21/2024	19.99
95796	91323	FIRST BANKCARD	11/21/2024	475.00
95797	91540	FIRST BANKCARD	11/21/2024	1,627.16
95798	91620	FIRST BANKCARD	11/21/2024	1,915.74
95799	91678	FIRST BANKCARD	11/21/2024	2,940.12
95800	91744	FIRST BANKCARD	11/21/2024	2,679.72
95801	91847	FIRST BANKCARD	11/21/2024	114.10
95802	91895	FIRST BANKCARD	11/21/2024	550.00
95803	91025	FRITTS FORD	11/21/2024	154,612.89
95804	05814	GEORGE PLUMBING COMPANY INC	11/21/2024	99.00
95805	91837	GEOTAB USA, INC.	11/21/2024	211.21
95806	02170	GRAINGER, INC.	11/21/2024	1,082.40
95807	02767	GRANGETTO FARM & GARDEN SUPPI	11/21/2024	34.66
95808	05380	HACH CO	11/21/2024	146.06
95809	06329	HILL BROTHERS CHEMICAL COMPAN	11/21/2024	1,925.41
95810	06561	HOWELLS GOVERNMENT RELATIONS	11/21/2024	7,500.00
95811	03161	IDEXX DISTRIBUTION, INC.	11/21/2024	1,108.95
95812	06426	INDUSTRIAL SAFETY PROFESSIONAL	11/21/2024	870.00
95813	06577	INFOSEND INC	11/21/2024	3,125.37
95814	04926	KONICA MINOLTA PREMIER FINANCE	11/21/2024	1,984.13
95815	91130	LINCOLN NATIONAL LIFE INSURANC	11/21/2024	4,492.71
95816	90887	LLOYD PEST CONTROL	11/21/2024	205.00
95817	91815	MAIN ELECTRIC SUPPLY COMPANY L	11/21/2024	1,043.52
95818	91751	MANAGED MOBILE INC	11/21/2024	17,285.25
95819	02618	MC MASTER-CARR	11/21/2024	1,455.59
95820	91730	MHS LOMACK HEATING AND AIR COI	11/21/2024	13,546.00
95821	03944	MISSION RESOURCE CONSV DISTRIC	11/21/2024	25,000.00
95822	91561	MUNICIPAL SEWER TOOLS	11/21/2024	1,472.65
95823	91967	NEW PIG CORPORATION	11/21/2024	329.68
95824	91167	NORTH COUNTY FORD	11/21/2024	1,191.55
95825	01267	PACIFIC PIPELINE	11/21/2024	5,046.26
95826	91953	PURE AIR FILTRATION, LLC	11/21/2024	73,562.50
95827	91155	QUALITY GATE, INC	11/21/2024	725.00
95828	04075	RUSTY WALLIS, INC	11/21/2024	205.00
95829	00236	SCRAPPYS	11/21/2024	2,567.67
95830	91860	SPECTRUM ENTERPRISE	11/21/2024	90.00
95831	05415	STATE WATER RESOURCE CONTROL I	11/21/2024	70.00
95832	02927	TIM STERGER	11/21/2024	60.00

Check No	Vendor No	Vendor Name	Check Date	Check Amount
95833	91981	THE WILDLANDS CONSERVANCY	11/21/2024	23,000.00
95834	UB*00566	THOMSON AND ASSOCIATES	11/21/2024	175.53
95835	91982	TNT BUILDERS INC	11/21/2024	904.11
95836	03358	US BANK TRUST NA	11/21/2024	418,977.98
95837	91929	VESTIS SERVICES, LLC	11/21/2024	594.66
95838	91871	WALTERS WHOLESALE ELECTRIC CO	11/21/2024	2,869.90
95839	91811	WESTERN HEAVY EQUIPMENT RENT/	11/21/2024	444.56
95840	06231	WESTERN WATER WORKS SUPPLY CC	11/21/2024	823.00
95841	UB*00579	FRED & JEANNE WIERSON	11/21/2024	121.41
95842	91700	STEPHEN WUERTH	11/21/2024	156.82
Total for 11/21/2024:				1,865,290.79
ACH	00152	FPUD EMPL ASSOCIATION	11/26/2024	715.00
ACH	00718	NATIONWIDE RETIREMENT SOLUTIO	11/26/2024	24,234.10
ACH	06758	UNITED STATES TREASURY	11/26/2024	79,667.42
ACH	06759	STATE OF CA - PR TAXES	11/26/2024	14,196.79
ACH	06760	STATE OF CA - SDI	11/26/2024	3,544.53
ACH	06763	PERS - PAYROLL	11/26/2024	51,591.61
Total for 11/26/2024:				173,949.45
Report Total (228 checks):				3,789,597.66

A handwritten signature in black ink, appearing to read 'Jack Bebee', written over a horizontal line.

Jack Bebee

General Manager

12/31/2024

Treasurer Warrant No. December

TO: Treasurer of the Fallbrook Public Utility District

The bills and claims listed below are approved as authorized by resolution no. 3538 of the Board of Directors dated July 8, 1985. You are hereby authorized and directed to pay said prospective claims for the amounts stated (less discounts in instances where discounts are allowed).

**Payroll - 12/2024**

**Computer Check Register**


Payroll #1	\$209,092.97
Payroll #2	<u>\$194,516.91</u>
	<u>\$403,609.88</u>



# Accounts Payable

## Checks by Date - Summary by Check Date

User: annaleceb  
 Printed: 1/21/2025 10:27 AM



Check No	Vendor No	Vendor Name	Check Date	Check Amount
95845	91882	EASTERN MUNICIPAL WATER DISTRICT	12/05/2024	586,570.90
95846	91286	AMAZON CAPITAL SERVICES, INC.	12/05/2024	2,229.44
95847	91490	AMAZON WEB SERVICES, INC.	12/05/2024	1,473.91
95848	06536	ARCADIS U.S., INC	12/05/2024	2,769.50
95849	91724	ASPHALT & CONCRETE ENTERPRISES	12/05/2024	65,234.00
95850	06020	BABCOCK LABORATORIES, INC	12/05/2024	3,219.44
95851	02743	BEST BEST & KRIEGER	12/05/2024	9,131.38
95852	06431	BLACK & VEATCH CORPORATION	12/05/2024	28,524.00
95853	91028	BOB TURNER'S CRANE SERVICE	12/05/2024	2,100.00
95854	04178	CALOLYMPIC SAFETY CO., INC.	12/05/2024	475.01
95855	03978	CAMERON WELDING SUPPLY	12/05/2024	780.20
95856	06141	CENTRISYS CORPORATION	12/05/2024	5,810.00
95857	05714	COUNTY OF SD DEPT PUBLIC WORKS	12/05/2024	48.00
95858	02925	DATA NET SOLUTIONS	12/05/2024	3,284.95
95859	06422	DHK ENGINEERS, INC	12/05/2024	9,850.00
95860	91936	DOPUDJA & WELLS CONSULTING, INC	12/05/2024	11,425.00
95861	04411	ENVIRONMENTAL RESOURCE ASSOC	12/05/2024	1,422.08
95862	06303	EXECUTIVE LANDSCAPE INC.	12/05/2024	4,162.00
95863	91611	FALLBROOK ACE HARDWARE	12/05/2024	3,052.05
95864	91984	FALLBROOK CENTER FOR THE ARTS,	12/05/2024	11,760.00
95865	09523	FALLBROOK EQUIP RENTALS	12/05/2024	3,465.40
95866	01099	FALLBROOK IRRIGATION INC	12/05/2024	7,889.29
95867	01406	FALLBROOK PROPANE GAS CO	12/05/2024	157.18
95868	91983	FALLBROOK TRAILS COUNCIL	12/05/2024	64,500.00
95869	91906	FALLBROOK VILLAGE ASSOCIATION	12/05/2024	59,525.00
95870	00170	FALLBROOK WASTE & RECYCLING	12/05/2024	1,092.23
95871	91833	FAMILY SUPPORT REGISTRY	12/05/2024	100.15
95872	06497	FASTENAL COMPANY	12/05/2024	699.86
95873	01432	FERGUSON WATERWORKS #1083	12/05/2024	4,001.84
95874	91954	FIRE SMART FIRE PROTECTION	12/05/2024	586.72
95875	05814	GEORGE PLUMBING COMPANY INC	12/05/2024	2,760.00
95876	02170	GRAINGER, INC.	12/05/2024	422.98
95877	91572	GREEN GORILLA TREE SERVICE	12/05/2024	5,570.00
95878	05380	HACH CO	12/05/2024	2,088.41
95879	06062	HARRINGTON INDUSTRIAL PLASTICS	12/05/2024	1,842.04
95880	06577	INFOSEND INC	12/05/2024	3,990.70
95881	00190	JCI JONES CHEMICALS INC.	12/05/2024	11,026.64
95883	05194	LESLIE'S SWIMMING POOL SUPPLIES	12/05/2024	6,652.30
95884	90887	LLOYD PEST CONTROL	12/05/2024	163.00
95885	91815	MAIN ELECTRIC SUPPLY COMPANY L	12/05/2024	165.87
95886	91029	MALLORY SAFETY AND SUPPLY CO	12/05/2024	1,034.40
95887	91751	MANAGED MOBILE INC	12/05/2024	3,180.99
95888	02618	MC MASTER-CARR	12/05/2024	61.98
95889	91985	SALLY MORAN	12/05/2024	75.00
95890	91798	MORGAN STANLEY GLOBAL BANKING	12/05/2024	5,000.00
95891	03201	NATIONAL SAFETY COMPLIANCE INC	12/05/2024	47.45
95892	91972	JAMES OLLERTON	12/05/2024	60.00

Check No	Vendor No	Vendor Name	Check Date	Check Amount
95893	91951	PACIFIC LASER CUTTING	12/05/2024	2,050.00
95894	01267	PACIFIC PIPELINE	12/05/2024	7,376.39
95895	91007	PFM ASSET MANGEMENT LLC	12/05/2024	1,369.88
95896	00216	PINE TREE LUMBER	12/05/2024	112.94
95897	91887	POLYDYNE, INC.	12/05/2024	7,880.84
95898	91601	QUADIENT LEASING USA, INC	12/05/2024	686.14
95899	91839	RENEWABLE ENERGY & DRIVES US, I	12/05/2024	2,380.20
95900	91779	RINGCENTRAL, INC.	12/05/2024	2,227.34
95901	00232	SAN DIEGO GAS & ELECTRIC	12/05/2024	41,158.33
95902	00236	SCRAPPYS	12/05/2024	1,251.04
95903	05656	SLOAN ELECTROMECHANICAL SERV	12/05/2024	22,701.48
95904	91621	SOUTH BAY FOUNDRY, INC	12/05/2024	420.23
95905	90929	SOUTHWEST ANSWERING SERVICE, I	12/05/2024	920.00
95906	02206	STATE WATER RESOURCES CONTROL	12/05/2024	673.00
95907	05319	T.S. INDUSTRIAL SUPPLY	12/05/2024	817.75
95908	06735	TCN, INC.	12/05/2024	74.18
95909	05731	TEMECULA VALLEY POWDER COATIN	12/05/2024	2,500.00
95910	00724	UNDERGROUND SERVICE ALERT	12/05/2024	543.47
95911	91703	UNIVAR SOLUTIONS	12/05/2024	10,489.89
95912	91929	VESTIS SERVICES, LLC	12/05/2024	596.84
95913	04290	VILLAGE NEWS, INC.	12/05/2024	545.00
95914	06495	WRECK N' BALL ENTERPRISES	12/05/2024	68.00
95915	04995	AMERICAN MESSAGING	12/05/2024	307.32
95916	91827	JUSTIN CAMERON	12/05/2024	612.93
95917	05192	DIAMOND ENVIRONMENTAL SERVIC	12/05/2024	975.34
95918	06380	JANI-KING OF CALIFORNIA, INC - SAI	12/05/2024	3,445.16
95919	06608	ROTARY CLUB OF FALLBROOK	12/05/2024	182.00
95920	03231	SAN DIEGO COUNTY WATER AUTH	12/05/2024	112,850.00
95921	91955	SOFTRESOURCES LLC	12/05/2024	6,500.00
95922	91860	SPECTRUM ENTERPRISE	12/05/2024	4,307.94
95923	02206	STATE WATER RESOURCES CONTROL	12/05/2024	5,525.00
95924	91082	TELETRAC, INC	12/05/2024	1,957.37
Total for 12/5/2024:				1,182,987.29
95925	91986	FALLBROOK PUBLIC UTILITY DISTRI	12/10/2024	74,376.38
Total for 12/10/2024:				74,376.38
ACH	00152	FPUD EMPL ASSOCIATION	12/12/2024	715.00
ACH	00718	NATIONWIDE RETIREMENT SOLUTIO	12/12/2024	24,235.38
ACH	06758	UNITED STATES TREASURY	12/12/2024	83,264.52
ACH	06759	STATE OF CA - PR TAXES	12/12/2024	15,251.68
ACH	06760	STATE OF CA - SDI	12/12/2024	3,655.51
ACH	06763	PERS - PAYROLL	12/12/2024	51,836.24
Total for 12/12/2024:				178,958.33
ACH	06763	PERS - PAYROLL	12/19/2024	1,121.64
95928	01460	AFLAC	12/19/2024	446.72
95929	91286	AMAZON CAPITAL SERVICES, INC.	12/19/2024	100.10
95930	91278	ANDRITZ SEPARATION INC.	12/19/2024	2,103.56
95931	05088	AT&T	12/19/2024	612.98
95932	91608	AT&T MOBILITY LLC	12/19/2024	4,205.92
95933	91503	BACKGROUNDS ONLINE	12/19/2024	19.50
95934	91880	CCL CONTRACTING INC	12/19/2024	1,028,804.21

Check No	Vendor No	Vendor Name	Check Date	Check Amount
95935	02176	CORELOGIC SOLUTIONS, LLC	12/19/2024	212.18
95936	05953	CORODATA RECORDS MANAGEMENT	12/19/2024	747.62
95937	06675	CORODATA SHREDDING, INC	12/19/2024	67.32
95938	02925	DATA NET SOLUTIONS	12/19/2024	5,524.25
95939	91305	DXP ENTERPRISES, INC.	12/19/2024	17,721.76
95940	04122	EVOQUA WATER TECHNOLOGIES LLC	12/19/2024	408.38
95941	09523	FALLBROOK EQUIP RENTALS	12/19/2024	625.00
95942	00169	FALLBROOK OIL COMPANY	12/19/2024	6,921.25
95943	06497	FASTENAL COMPANY	12/19/2024	542.50
95944	91965	GCI CONSTRUCTION INC.	12/19/2024	101,721.25
95945	91837	GEOTAB USA, INC.	12/19/2024	1,144.17
95946	05380	HACH CO	12/19/2024	2,098.01
95947	91304	LEARNSOFT ENTERPRISE TRAINING I	12/19/2024	255.00
95948	91029	MALLORY SAFETY AND SUPPLY CO	12/19/2024	549.72
95949	91324	MARIS, LLC	12/19/2024	675.00
95950	90932	NAPA AUTO PARTS	12/19/2024	520.25
95951	00370	NUTRIEN AG SOLUTIONS, INC.	12/19/2024	147.78
95952	91674	O'REILLY AUTO ENTERPRISES, LLC	12/19/2024	1,227.86
95953	91535	PAYMENTUS CORPORATION	12/19/2024	5,411.28
95954	91658	PK MECHANICAL SYSTEMS, INC	12/19/2024	231,182.28
95955	06717	RDO EQUIPMENT CO	12/19/2024	62.57
95956	00232	SAN DIEGO GAS & ELECTRIC	12/19/2024	40,055.03
95957	05403	SAN DIEGO UNION-TRIBUNE CO.	12/19/2024	218.14
95958	00236	SCRAPPYS	12/19/2024	319.85
95959	00159	SUPERIOR READY MIX	12/19/2024	1,085.51
95960	91968	SYNAGRO TECHNOLOGIES, INC	12/19/2024	18,541.47
95961	03358	US BANK TRUST NA	12/19/2024	3,050.00
95962	91871	WALTERS WHOLESALE ELECTRIC CO	12/19/2024	697.54
95963	91284	WM CORPORATE SERVICES, INC	12/19/2024	1,558.48
95964	00101	ACWA JPIA	12/19/2024	129,896.12
95965	91286	AMAZON CAPITAL SERVICES, INC.	12/19/2024	2,100.64
95966	02805	ASBURY ENVIRONMENTAL SERVICES	12/19/2024	275.01
95967	91708	B2B SECURITY	12/19/2024	3,000.00
95968	06374	BOOT BARN INC.	12/19/2024	212.78
95969	91440	BP BATTERY INC	12/19/2024	180.21
95970	91898	CALIFORNIA MUNICIPAL UTILITIES A	12/19/2024	10,000.00
96000	04178	CALOLYMPIC SAFETY CO., INC.	12/19/2024	2,204.44
96001	91827	JUSTIN CAMERON	12/19/2024	382.25
96002	UB*00580	ALLEN CASS	12/19/2024	154.26
96003	91272	KEVIN COLLINS	12/19/2024	60.00
96004	91486	CONNECTA SATELLITE SOLUTIONS L	12/19/2024	78.28
96005	91330	AARON COOK	12/19/2024	180.00
96006	06299	D & H WATER SYSTEMS, INC	12/19/2024	3,093.91
96007	91129	JENNIFER DEMEO	12/19/2024	105.06
96008	91305	DXP ENTERPRISES, INC.	12/19/2024	3,057.93
96009	06711	ECS IMAGING, INC	12/19/2024	5,025.00
96010	05588	ESCONDIDO METAL SUPPLY	12/19/2024	500.23
96011	04122	EVOQUA WATER TECHNOLOGIES LLC	12/19/2024	11,633.50
96012	06303	EXECUTIVE LANDSCAPE INC.	12/19/2024	1,260.00
96013	00161	FALLBROOK CHAMBER OF COMMER	12/19/2024	285.00
96014	01099	FALLBROOK IRRIGATION INC	12/19/2024	3,165.43
96015	02411	FALLBROOK PRINTING CORP	12/19/2024	6,687.17
96016	01406	FALLBROOK PROPANE GAS CO	12/19/2024	31.94
96017	91833	FAMILY SUPPORT REGISTRY	12/19/2024	100.15
96018	06497	FASTENAL COMPANY	12/19/2024	1,932.28
96019	04494	FEDERAL EXPRESS CORPORATION	12/19/2024	48.36
96020	01432	FERGUSON WATERWORKS #1083	12/19/2024	34,165.17

Check No	Vendor No	Vendor Name	Check Date	Check Amount
96021	91200	FIRST BANKCARD	12/19/2024	2,541.71
96022	91202	FIRST BANKCARD	12/19/2024	3,532.79
96023	91225	FIRST BANKCARD	12/19/2024	271.40
96024	91313	FIRST BANKCARD	12/19/2024	19.99
96025	91323	FIRST BANKCARD	12/19/2024	3,372.96
96026	91540	FIRST BANKCARD	12/19/2024	5,249.14
96027	91620	FIRST BANKCARD	12/19/2024	790.23
96028	91678	FIRST BANKCARD	12/19/2024	2,246.43
96029	91744	FIRST BANKCARD	12/19/2024	1,085.95
96030	91847	FIRST BANKCARD	12/19/2024	424.40
96031	91895	FIRST BANKCARD	12/19/2024	378.43
96032	91971	FIRST BANKCARD	12/19/2024	347.31
96033	91989	FIRST BANKCARD	12/19/2024	86.20
96034	05995	GOVERNMENT FINANCE OFFICERS A	12/19/2024	160.00
96035	02170	GRAINGER, INC.	12/19/2024	336.70
96036	02767	GRANGETTO FARM & GARDEN SUPPI	12/19/2024	4.57
96037	05970	GRISWOLD INDUSTRIES	12/19/2024	11,936.27
96038	05380	HACH CO	12/19/2024	1,778.20
96039	06561	HOWELLS GOVERNMENT RELATIONE	12/19/2024	7,500.00
96040	06577	INFOSEND INC	12/19/2024	3,280.96
96041	91648	KING LEE CHEMICAL COMPANY	12/19/2024	3,707.08
96042	06479	KNOCKOUT PEST CONTROL & TERMI	12/19/2024	400.00
96043	04926	KONICA MINOLTA PREMIER FINANCE	12/19/2024	2,033.25
96044	91978	LEER TRUCK ACCESSORY SHOP	12/19/2024	2,089.23
96045	91130	LINCOLN NATIONAL LIFE INSURANC	12/19/2024	4,627.35
96046	91815	MAIN ELECTRIC SUPPLY COMPANY L	12/19/2024	795.15
96047	91751	MANAGED MOBILE INC	12/19/2024	1,711.76
96048	91818	PETER MARSHALL	12/19/2024	170.01
96049	02618	MC MASTER-CARR	12/19/2024	1,189.56
96050	91985	SALLY MORAN	12/19/2024	25.00
96051	91719	NATIONAL TIRE WHOLESALE	12/19/2024	613.38
96052	91942	NORMAN A. TRAUB & ASSOCIATES	12/19/2024	8,244.70
96053	91697	R&B AUTOMATION, INC.	12/19/2024	2,712.98
96054	91077	RED WING BUSINESS ADVANTAGE AC	12/19/2024	262.06
96055	04075	RUSTY WALLIS, INC	12/19/2024	205.00
96056	06666	SAGINAW CONTROL & ENGINEERING	12/19/2024	810.19
96057	06252	SAN DIEGO COUNTY VECTOR CONTR	12/19/2024	26.90
96058	04434	SNAP ON TOOLS	12/19/2024	590.47
96059	06605	SOUTHLAND PIPE CORP.	12/19/2024	11,520.36
96060	91860	SPECTRUM ENTERPRISE	12/19/2024	90.00
96061	05415	STATE WATER RESOURCE CONTROL I	12/19/2024	60.00
96062	02206	STATE WATER RESOURCES CONTROL	12/19/2024	30,680.00
96063	02927	TIM STERGER	12/19/2024	60.00
96064	91082	TELETRAC, INC	12/19/2024	100.00
96065	91703	UNIVAR SOLUTIONS	12/19/2024	8,888.94
96066	91929	VESTIS SERVICES, LLC	12/19/2024	631.66
96067	UB*00581	MARK & KATHLEEN VORDTRIEDE	12/19/2024	3.47
96068	91871	WALTERS WHOLESALE ELECTRIC CO	12/19/2024	5,157.23
96069	01359	WATERMASTER	12/19/2024	32,846.00
96070	00233	WAXIE SANITARY SUPPLY	12/19/2024	1,990.88
96071	06231	WESTERN WATER WORKS SUPPLY CC	12/19/2024	1,249.04
96072	UB*00582	JOHN WILSON	12/19/2024	220.53
Total for 12/19/2024:				1,869,577.02
ACH	00152	FPUD EMPL ASSOCIATION	12/26/2024	715.00
ACH	00718	NATIONWIDE RETIREMENT SOLUTIO	12/26/2024	24,235.38

Check No	Vendor No	Vendor Name	Check Date	Check Amount
ACH	06758	UNITED STATES TREASURY	12/26/2024	72,293.32
ACH	06759	STATE OF CA - PR TAXES	12/26/2024	12,680.17
ACH	06760	STATE OF CA - SDI	12/26/2024	3,356.87
ACH	06763	PERS - PAYROLL	12/26/2024	50,660.61
Total for 12/26/2024:				163,941.35
ACH	06394	CALIFORNIA BANK & TRUST	12/30/2024	197,925.28
Total for 12/30/2024:				197,925.28
Report Total (210 checks):				3,667,765.65

A handwritten signature in black ink, appearing to read 'Jack Bebee', written over a horizontal line.

Jack Bebee

General Manager

FALLBROOK PUBLIC UTILITY DISTRICT  
BOARD OF DIRECTORS

DIRECTOR'S REPORT OF CONFERENCE / MEETING ATTENDANCE

Director Name: Jennifer DeMeo

Name & Location of Function: Zoom Virtual Meeting  
ACWA SLC Region 10 Prep

Date(s) of Attendance: Wed Jan 15 2:30-3:30

Purpose of Function: Education

Sponsoring Organization: Mesa Water

Summary of Conference or Meeting:

Meeting preparing for ACWA State  
Legislative Meeting in Sacramento  
on January 17th regarding legislative  
proposals from region 10 members. Discussed  
Las Virgenes Water District proposal related  
to retail water theft penalties and AB 43  
related to wild and scenic rivers.

contact julia hall (juliah@acwa.com or  
kylie wright (kyliew@acwa.com

Director Signature: Jennifer DeMeo

Date: 1/20/2024

*The Administrative Code requires reports of conferences or meetings for which a director requests per diem or expense reimbursement. Reports must be submitted to the secretary no later than one (1) week prior to the board meeting.*

*Reports must be submitted before the District will pay per diem or reimbursement for the conference or meeting. Reports are not required for board or committee meetings or meetings with board or committee officers, the general manager, or the general counsel.*

FALLBROOK PUBLIC UTILITY DISTRICT  
BOARD OF DIRECTORS

DIRECTOR'S REPORT OF CONFERENCE / MEETING ATTENDANCE

Director Name: Jennifer DeMeo

Name & Location of Function: ACWA JPIA Summit  
JW Marriott (Pavilion)

Date(s) of Attendance: 12-2-2024

Purpose of Function: Educ

Sponsoring Organization: ACWA JPIA

Summary of Conference or Meeting:

8:00AM Summit WELCOME

8:15AM CWIF Committee meeting Fund is on track to earn 7% as investments have proven very successful.

2PM BOARD of Directors meeting

Rate increases are small. No dividends checks yet.

4:30 Reception

Director Signature: Jennifer DeMeo

Date: 12/30/2024

*The Administrative Code requires reports of conferences or meetings for which a director requests per diem or expense reimbursement. Reports must be submitted to the secretary no later than one (1) week prior to the board meeting.*

*Reports must be submitted before the District will pay per diem or reimbursement for the conference or meeting. Reports are not required for board or committee meetings or meetings with board or committee officers, the general manager, or the general counsel.*



FALLBROOK PUBLIC UTILITY DISTRICT  
BOARD OF DIRECTORS

DIRECTOR'S REPORT OF CONFERENCE / MEETING ATTENDANCE

Director Name: Jennifer DeMeo

Name & Location of Function: ACWA JPIA Summit  
JW Marmott (Pavillion)

Date(s) of Attendance: 12-3-2024

Purpose of Function: Educ

Sponsoring Organization: ACWA JPIA

Summary of Conference or Meeting:

8:00 Hot Breakfast

8:30 Anatomy of a Claim / Breakout Session

9:45 CyberChallenges / Breakout Session

3:15 Federal Affairs Committee Meeting

5pm ACWA Welcome Reception

Director Signature: Jen DeMeo Date: 12/30/2024

*The Administrative Code requires reports of conferences or meetings for which a director requests per diem or expense reimbursement. Reports must be submitted to the secretary no later than one (1) week prior to the board meeting.*

*Reports must be submitted before the District will pay per diem or reimbursement for the conference or meeting. Reports are not required for board or committee meetings or meetings with board or committee officers, the general manager, or the general counsel.*

FALLBROOK PUBLIC UTILITY DISTRICT  
BOARD OF DIRECTORS

DIRECTOR'S REPORT OF CONFERENCE / MEETING ATTENDANCE

Director Name: Jennifer DeMeo

Name & Location of Function: ACWA Fall Conference 2024

Date(s) of Attendance: 12-4-2024

Purpose of Function: Educ

Sponsoring Organization: ACWA

Summary of Conference or Meeting:

1am ACWA Registration 7:30 Breakfast  
8:30 Keynote Austin Ewell, Ewell Group spoke  
awards  
2:30 Communications Committee Yoba water  
had kids put together water conservation kits  
visit bit.ly/yobaconserve #WaterWednesday  
a staff members kid was used as  
spokesperson. Very effective video.

Director Signature: Jenny DeMeo

Date: 12/30/2024

*The Administrative Code requires reports of conferences or meetings for which a director requests per diem or expense reimbursement. Reports must be submitted to the secretary no later than one (1) week prior to the board meeting.*

*Reports must be submitted before the District will pay per diem or reimbursement for the conference or meeting. Reports are not required for board or committee meetings or meetings with board or committee officers, the general manager, or the general counsel.*

FALLBROOK PUBLIC UTILITY DISTRICT  
BOARD OF DIRECTORS

DIRECTOR'S REPORT OF CONFERENCE / MEETING ATTENDANCE

Director Name: Jennifer DeMoo

Name & Location of Function: ACWA Fall Conference 2024

Date(s) of Attendance: 12-4-2024

Purpose of Function: Educ

Sponsoring Organization: ACWA

Summary of Conference or Meeting:

3:45 Region 10 Membership Meeting

At the membership meeting we honored Chuck and (my idea) presented a gift including <sup>select</sup> wine sourced by region 9's Brady's winery + which was very special. El presented the report on water quality + PFAS, + emerging <sup>contaminants</sup>

Director Signature: Jenny DeMoo Date: 12/30/2024

The Administrative Code requires reports of conferences or meetings for which a director requests per diem or expense reimbursement. Reports must be submitted to the secretary no later than one (1) week prior to the board meeting.

Reports must be submitted before the District will pay per diem or reimbursement for the conference or meeting. Reports are not required for board or committee meetings or meetings with board or committee officers, the general manager, or the general counsel.

FALLBROOK PUBLIC UTILITY DISTRICT  
BOARD OF DIRECTORS

DIRECTOR'S REPORT OF CONFERENCE / MEETING ATTENDANCE

Director Name: Jennifer DeMeo  
Name & Location of Function: ACWA Fall Conf 2024  
JW Marriott  
Palm Desert CA  
Date(s) of Attendance: 12-5  
Purpose of Function: Educ  
Sponsoring Organization: ACWA

Summary of Conference or Meeting:

8AM Donuts + Coffee  
1230 Federal Water Trend (EPA)  
PFAS/ Lead + Copper Rule  
Notably the EPA will not  
Fine districts for non compliance

Director Signature: Jen DeMeo Date: 12/30/2024

The Administrative Code requires reports of conferences or meetings for which a director requests per diem or expense reimbursement. Reports must be submitted to the secretary no later than one (1) week prior to the board meeting.

Reports must be submitted before the District will pay per diem or reimbursement for the conference or meeting. Reports are not required for board or committee meetings or meetings with board or committee officers, the general manager, or the general counsel.